

SECRETARY'S CERTIFICATE

I, the undersigned Secretary of the High Tech High School Board (the "Corporation"), hereby certify as follows:

The attached is a full, true and correct copy of Action Item 3.2.2 Approval of the San Diego Unified School District Charter Schools Budget FY18-19.

Duly approved at a regular meeting of this Board of Trustees of High Tech High School board at the regular meeting place thereof duly called, noticed and held on June 21, 2018, and at which a quorum thereof was present; and was approved by the following vote:

<b>Board Member</b>	<b>Ayes</b>	<b>Nos</b>	<b>Abstain</b>	<b>Absent</b>
Gary Jacobs, Chairperson	X			
Kay Davis, Secretary	X			
Heather Lattimer, Trustee	X			
Michael McCraw, Trustee	X			
Héctor M. Pérez, Trustee				X

An agenda of the meeting was posted at least 72 hours before the meeting at 2861 Womble Road, San Diego, California, a location freely accessible to members of the public, and a brief description of the item to be approved appeared on the agenda.

WITNESS my hand this 21st day of June, 2018.



\_\_\_\_\_  
Kay Davis, High Tech High School Board Secretary

**Charter School Preliminary Budget  
FY 2018-2019**

**Charter School Name:** High Tech Elementary

**CDS #:** 37-68338-0131565

**Charter Approving Entity:** San Diego Unified School District 37-68338

**County:** San Diego

**SBE Charter #:** 1709

DESCRIPTION	Object Code	Unrestricted	Restricted	Total
<b>A. REVENUES (8000-8799)</b>				
<b>1. Local Control Funding Formula (LCFF) - (8010-8099)</b>				
LCFF - State Aid - (Current year)	8011	1,416,908.00		1,416,908.00
Education Protection Account - (Current year)	8012	82,644.00		82,644.00
LCFF- State Aid - Prior Years - (Include EPA & LCFF - State Aid)	8019	0.00		0.00
Transfers to Charter Schools In Lieu Of Property Tax (Current & Prior Years)	8096	2,068,272.00		2,068,272.00
LCFF - Transfers - Current & Prior Years	8091, 8099	0.00	0.00	0.00
<b>Total - LCFF Sources</b>		<b>3,567,824.00</b>	<b>0.00</b>	<b>3,567,824.00</b>
<b>2. Federal Revenues (8100-8299)</b>				
Maintenance and Operations - Federal Impact Aid Survey Cards	8110	0.00		0.00
No Child Left Behind (Title I, II, III, etc.) / Every Student Succeeds Act	8290		82,448.00	82,448.00
Special Education - Federal	8181, 8182		48,382.00	48,382.00
Child Nutrition - Federal	8220		0.00	0.00
Donated Food Commodities	8221		0.00	0.00
Other Federal Revenues (All other objects not reported separately)	8260-8299	0.00	0.00	0.00
<b>Total - Federal Revenues</b>		<b>0.00</b>	<b>130,830.00</b>	<b>130,830.00</b>
<b>3. Other State Revenues (8300-8599)</b>				
Special Education - State (All relevant objects per SELPA instructions)	StateRevSE		184,055.00	184,055.00
Child Nutrition - State	8520		0.00	0.00
Mandated Cost Reimbursements	8550	140,557.00		140,557.00
Lottery Revenue - Non-Prop 20 Unrestricted - Resource 1100	8560	60,330.00		60,330.00
Lottery Revenue - Prop 20 Restricted - Resource 6300	8560		19,835.00	19,835.00
Other State Revenues (All other objects not reported separately)	8300-8599	0.00	0.00	0.00
<b>Total - Other State Revenues</b>		<b>200,887.00</b>	<b>203,890.00</b>	<b>404,777.00</b>
<b>4. Other Local Revenue (8600-8799)</b>				
All Other Local Revenues	8600-8799	266,769.00	73,594.00	340,363.00
<b>Total - Local Revenues</b>		<b>266,769.00</b>	<b>73,594.00</b>	<b>340,363.00</b>
<b>5. TOTAL REVENUES</b>		<b>4,035,480.00</b>	<b>408,314.00</b>	<b>4,443,794.00</b>
<b>B. EXPENDITURES AND OTHER OUTGO (1000-7499)</b>				
<b>1. Certificated Salaries</b>				
Certificated Teachers' Salaries	1100	1,378,289.00	233,796.00	1,612,085.00
Certificated Pupil Support Salaries	1200	76,216.00	121,078.00	197,294.00
Certificated Supervisors' and Administrators' Salaries	1300	103,429.00	0.00	103,429.00
Other Certificated Salaries	1900	8,000.00	0.00	8,000.00
<b>Total, Certificated Salaries</b>		<b>1,565,934.00</b>	<b>354,874.00</b>	<b>1,920,808.00</b>
<b>2. Classified Salaries</b>				
Classified Instructional Salaries	2100	167,534.00	62,937.00	230,471.00
Classified Support Salaries	2200	118,258.00	0.00	118,258.00
Classified Supervisors' and Administrators' Salaries	2300	0.00	0.00	0.00
Clerical and Office Salaries	2400	86,952.00	0.00	86,952.00
Other Classified Salaries	2900	0.00	0.00	0.00
<b>Total, Classified Salaries</b>		<b>372,744.00</b>	<b>62,937.00</b>	<b>435,681.00</b>
<b>3. Employee Benefits</b>				
STRS	3101-3102	240,687.00	48,005.00	288,692.00
PERS	3201-3202	23,815.00	0.00	23,815.00
OASDI / Medicare / Alternative	3301-3302	48,631.00	7,940.00	56,571.00
Health and Welfare Benefits	3401-3402	180,729.00	32,736.00	213,465.00
Unemployment Insurance	3501-3502	945.00	179.00	1,124.00
Workers' Compensation Insurance	3601-3602	25,345.00	4,802.00	30,147.00
Retiree Benefits	3701-3702	0.00	0.00	0.00
PERS Reduction	3801-3802	0.00	0.00	0.00
Other Employee Benefits	3901-3902	4,729.00	896.00	5,625.00
<b>Total, Employee Benefits</b>		<b>524,881.00</b>	<b>94,558.00</b>	<b>619,439.00</b>
<b>4. Books and Supplies</b>				
Approved Textbooks and Core Curricula Materials	4100	0.00	0.00	0.00
Books and Other Reference Materials	4200	5,000.00	0.00	5,000.00
Materials and Supplies	4300	80,194.00	66,794.00	146,988.00
Non-capitalized Equipment	4400	0.00	0.00	0.00
Food	4700	0.00	0.00	0.00
<b>Total, Books and Supplies</b>		<b>85,194.00</b>	<b>66,794.00</b>	<b>151,988.00</b>

**Charter School Preliminary Budget  
FY 2018-2019**

**Charter School Name:** High Tech Elementary

**CDS #:** 37-68338-0131565

**Charter Approving Entity:** San Diego Unified School District 37-68338

**County:** San Diego

**SBE Charter #:** 1709

DESCRIPTION	Object Code	Unrestricted	Restricted	Total
<b>5. Services and Other Operating Expenditures</b>				
Subagreements for Services	5100	0.00	0.00	0.00
Travel and Conferences	5200	0.00	10,540.00	10,540.00
Dues and Memberships	5300	0.00	0.00	0.00
Insurance	5400	25,000.00	0.00	25,000.00
Operations and Housekeeping Services	5500	282,040.00	0.00	282,040.00
Rentals,Leases,Repairs,and Non-capitalized Improvements	5600	380,000.00	0.00	380,000.00
Transfer of Direct Costs (MUST NET TO ZERO)	5700	0.00	0.00	0.00
Prof/Consulting Srvcs and Operating Expend (Include District Oversight)	5800	403,274.00	141,894.00	545,168.00
Communications	5900	17,000.00	0.00	17,000.00
<b>Total, Services and Other Operating Expenditures</b>		<b>1,107,314.00</b>	<b>152,434.00</b>	<b>1,259,748.00</b>
<b>6. Capital Outlay</b>				
Depreciation Expense	6900	32,000.00	0.00	32,000.00
<b>Total, Capital Outlay</b>		<b>32,000.00</b>	<b>0.00</b>	<b>32,000.00</b>
<b>7. Other Outgo</b>				
Tuition to Other Schools (Include contribution to unfunded cost of Special Education)	7110-7143	0.00	0.00	0.00
Transfers of Pass-through Revenues to Other LEAs	7211-7213	0.00	0.00	0.00
Transfers of Apportionments to Other LEAs - Spec Ed and All Others	7221-7223	0.00	0.00	0.00
All Other Transfers	7281-7299	0.00	0.00	0.00
Indirect Costs (MUST NET TO ZERO)	7300-7399	(33,916.00)	33,916.00	0.00
Debt Service - Interest	7438			0.00
<b>Total, Other Outgo</b>		<b>(33,916.00)</b>	<b>33,916.00</b>	<b>0.00</b>
<b>8. TOTAL EXPENDITURES</b>		<b>3,654,151.00</b>	<b>765,513.00</b>	<b>4,419,664.00</b>
<b>C. EXCESS (DEFICIENCY) OF REVENUES OVER EXPEND. BEFORE OTHER FINANCING SOURCES AND USES (A5-B8)</b>		<b>381,329.00</b>	<b>(357,199.00)</b>	<b>24,130.00</b>
<b>D. OTHER FINANCING SOURCES/USES (7600-7699, 8930-8999)</b>				
1. All Other Financing Sources	8930-8979			0.00
2. Other Uses	7630-7699			0.00
3. Contributions between unrestricted and restricted accounts (MUST NET TO ZERO) <i>For charter schools not in the District's SELPA, include an estimated budget for the school's contribution to the unfunded cost of Special Education.</i>	8980-8999	(312,200.00)	312,200.00	0.00
<b>4. TOTAL OTHER FINANCING SOURCES/USES</b>		<b>(312,200.00)</b>	<b>312,200.00</b>	<b>0.00</b>
<b>E. NET INCREASE (DECREASE) IN FUND BALANCE (C + D4)</b>		<b>69,129.00</b>	<b>(44,999.00)</b>	<b>24,130.00</b>
<b>F. Projected Ending Fund Balance/Net Position</b>				
<b>1. Beginning Fund Balance/Net Position as of July 1 2018.</b> <i>Use the Projected Ending Fund Balance/Net Positon from Section F.2 of the FY 2017-18 2nd Interim Report or the most recent board approved projection.</i>	9791	213,257.00	44,999.00	258,256.00
<b>2. Projected Ending Fund Balance/Net Position, June 30, 2019 (E + F.1)</b>		<b>282,386.00</b>	<b>0.00</b>	<b>282,386.00</b>
Components of Ending Net Position				
a. Net Investment in Capital Assets - Net Investment in Capital Assets is the portion of net position that represents capital assets, net of accumulated depreciation less outstanding debt directly related to the capital assets. As a reminder, Object 9796 should also include deferred inflows/outflows of resources associated with the capital asset.	9796	109,029.00		109,029.00
b. Restricted Net Position	9797		0.00	0.00
c. Unrestricted Net Position	9790A	173,357.00	0.00	173,357.00

**Charter School Preliminary Budget  
FY 2018-2019**

**Charter School Name:** High Tech Elementary Explorer

**CDS #:** 37-68338-6117683

**Charter Approving Entity:** San Diego Unified School District 37-68338

**County:** San Diego

**SBE Charter #:** 278

DESCRIPTION	Object Code	Unrestricted	Restricted	Total
<b>A. REVENUES (8000-8799)</b>				
<b>1. Local Control Funding Formula (LCFF) - (8010-8099)</b>				
LCFF - State Aid - (Current year)	8011	1,035,535.00		1,035,535.00
Education Protection Account - (Current year)	8012	69,120.00		69,120.00
LCFF- State Aid - Prior Years - (Include EPA & LCFF - State Aid)	8019	0.00		0.00
Transfers to Charter Schools In Lieu Of Property Tax (Current & Prior Years)	8096	1,830,697.00		1,830,697.00
LCFF - Transfers - Current & Prior Years	8091, 8099	0.00	0.00	0.00
<b>Total - LCFF Sources</b>		<b>2,935,352.00</b>	<b>0.00</b>	<b>2,935,352.00</b>
<b>2. Federal Revenues (8100-8299)</b>				
Maintenance and Operations - Federal Impact Aid Survey Cards	8110	0.00		0.00
No Child Left Behind (Title I, II, III, etc.) / Every Student Succeeds Act	8290		49,038.00	49,038.00
Special Education - Federal	8181, 8182		70,612.00	70,612.00
Child Nutrition - Federal	8220		0.00	0.00
Donated Food Commodities	8221		0.00	0.00
Other Federal Revenues (All other objects not reported separately)	8260-8299	0.00	0.00	0.00
<b>Total - Federal Revenues</b>		<b>0.00</b>	<b>119,650.00</b>	<b>119,650.00</b>
<b>3. Other State Revenues (8300-8599)</b>				
Special Education - State (All relevant objects per SELPA instructions)	StateRevSE		132,000.00	132,000.00
Child Nutrition - State	8520		0.00	0.00
Mandated Cost Reimbursements	8550	117,556.00		117,556.00
Lottery Revenue - Non-Prop 20 Unrestricted - Resource 1100	8560	50,458.00		50,458.00
Lottery Revenue - Prop 20 Restricted - Resource 6300	8560		16,589.00	16,589.00
Other State Revenues (All other objects not reported separately)	8300-8599	0.00	0.00	0.00
<b>Total - Other State Revenues</b>		<b>168,014.00</b>	<b>148,589.00</b>	<b>316,603.00</b>
<b>4. Other Local Revenue (8600-8799)</b>				
All Other Local Revenues	8600-8799	269,000.00	0.00	269,000.00
<b>Total - Local Revenues</b>		<b>269,000.00</b>	<b>0.00</b>	<b>269,000.00</b>
<b>5. TOTAL REVENUES</b>		<b>3,372,366.00</b>	<b>268,239.00</b>	<b>3,640,605.00</b>
<b>B. EXPENDITURES AND OTHER OUTGO (1000-7499)</b>				
<b>1. Certificated Salaries</b>				
Certificated Teachers' Salaries	1100	1,334,291.00	226,483.00	1,560,774.00
Certificated Pupil Support Salaries	1200	0.00	50,224.00	50,224.00
Certificated Supervisors' and Administrators' Salaries	1300	93,086.00	0.00	93,086.00
Other Certificated Salaries	1900	0.00	0.00	0.00
<b>Total, Certificated Salaries</b>		<b>1,427,377.00</b>	<b>276,707.00</b>	<b>1,704,084.00</b>
<b>2. Classified Salaries</b>				
Classified Instructional Salaries	2100	39,579.00	37,366.00	76,945.00
Classified Support Salaries	2200	69,598.00	0.00	69,598.00
Classified Supervisors' and Administrators' Salaries	2300	70,619.00	0.00	70,619.00
Clerical and Office Salaries	2400	106,073.00	0.00	106,073.00
Other Classified Salaries	2900	0.00	0.00	0.00
<b>Total, Classified Salaries</b>		<b>285,869.00</b>	<b>37,366.00</b>	<b>323,235.00</b>
<b>3. Employee Benefits</b>				
STRS	3101-3102	205,085.00	23,954.00	229,039.00
PERS	3201-3202	38,117.00		38,117.00
OASDI / Medicare / Alternative	3301-3302	41,543.00	3,826.00	45,369.00
Health and Welfare Benefits	3401-3402	191,641.00	28,644.00	220,285.00
Unemployment Insurance	3501-3502	847.00	132.00	979.00
Workers' Compensation Insurance	3601-3602	22,703.00	3,536.00	26,239.00
Retiree Benefits	3701-3702	0.00	0.00	0.00
PERS Reduction	3801-3802	0.00	0.00	0.00
Other Employee Benefits	3901-3902	4,236.00	660.00	4,896.00
<b>Total, Employee Benefits</b>		<b>504,172.00</b>	<b>60,752.00</b>	<b>564,924.00</b>
<b>4. Books and Supplies</b>				
Approved Textbooks and Core Curricula Materials	4100	0.00	0.00	0.00
Books and Other Reference Materials	4200	5,000.00	2,000.00	7,000.00
Materials and Supplies	4300	46,524.00	21,335.00	67,859.00
Non-capitalized Equipment	4400	6,000.00	0.00	6,000.00
Food	4700	0.00	0.00	0.00
<b>Total, Books and Supplies</b>		<b>57,524.00</b>	<b>23,335.00</b>	<b>80,859.00</b>

**Charter School Preliminary Budget  
FY 2018-2019**

**Charter School Name:** High Tech Elementary Explorer

**CDS #:** 37-68338-6117683

**Charter Approving Entity:** San Diego Unified School District 37-68338

**County:** San Diego

**SBE Charter #:** 278

DESCRIPTION	Object Code	Unrestricted	Restricted	Total
<b>5. Services and Other Operating Expenditures</b>				
Subagreements for Services	5100	0.00	0.00	0.00
Travel and Conferences	5200	7,000.00	5,697.00	12,697.00
Dues and Memberships	5300	0.00	0.00	0.00
Insurance	5400	22,000.00	0.00	22,000.00
Operations and Housekeeping Services	5500	243,273.00	0.00	243,273.00
Rentals,Leases,Repairs,and Non-capitalized Improvements	5600	143,286.00	0.00	143,286.00
Transfer of Direct Costs (MUST NET TO ZERO)	5700	0.00	0.00	0.00
Prof/Consulting Srvcs and Operating Expend (Include District Oversight)	5800	319,282.00	101,131.00	420,413.00
Communications	5900	12,000.00	0.00	12,000.00
<b>Total, Services and Other Operating Expenditures</b>		<b>746,841.00</b>	<b>106,828.00</b>	<b>853,669.00</b>
<b>6. Capital Outlay</b>				
Depreciation Expense	6900	59,500.00	0.00	59,500.00
<b>Total, Capital Outlay</b>		<b>59,500.00</b>	<b>0.00</b>	<b>59,500.00</b>
<b>7. Other Outgo</b>				
Tuition to Other Schools (Include contribution to unfunded cost of Special Education)	7110-7143	0.00	0.00	0.00
Transfers of Pass-through Revenues to Other LEAs	7211-7213	0.00	0.00	0.00
Transfers of Apportionments to Other LEAs - Spec Ed and All Others	7221-7223	0.00	0.00	0.00
All Other Transfers	7281-7299	0.00	0.00	0.00
Indirect Costs (MUST NET TO ZERO)	7300-7399	(30,251.00)	30,251.00	0.00
Debt Service - Interest	7438	0.00	0.00	0.00
<b>Total, Other Outgo</b>		<b>(30,251.00)</b>	<b>30,251.00</b>	<b>0.00</b>
<b>8. TOTAL EXPENDITURES</b>		<b>3,051,032.00</b>	<b>535,239.00</b>	<b>3,586,271.00</b>
<b>C. EXCESS (DEFICIENCY) OF REVENUES OVER EXPEND. BEFORE OTHER FINANCING SOURCES AND USES (A5-B8)</b>		<b>321,334.00</b>	<b>(267,000.00)</b>	<b>54,334.00</b>
<b>D. OTHER FINANCING SOURCES/USES (7600-7699, 8930-8999)</b>				
1. All Other Financing Sources	8930-8979			0.00
2. Other Uses	7630-7699			0.00
3. Contributions between unrestricted and restricted accounts (MUST NET TO ZERO) <i>For charter schools not in the District's SELPA, include an estimated budget for the school's contribution to the unfunded cost of Special Education.</i>	8980-8999	(267,000.00)	267,000.00	0.00
<b>4. TOTAL OTHER FINANCING SOURCES/USES</b>		<b>(267,000.00)</b>	<b>267,000.00</b>	<b>0.00</b>
<b>E. NET INCREASE (DECREASE) IN FUND BALANCE (C + D4)</b>		<b>54,334.00</b>	<b>0.00</b>	<b>54,334.00</b>
<b>F. Projected Ending Fund Balance/Net Position</b>				
<b>1. Beginning Fund Balance/Net Position as of July 1 2018.</b> <i>Use the Projected Ending Fund Balance/Net Positon from Section F.2 of the FY 2017-18 2nd Interim Report or the most recent board approved projection.</i>	9791	1,448,541.00	0.00	1,448,541.00
<b>2. Projected Ending Fund Balance/Net Position, June 30, 2019 (E + F.1)</b>		<b>1,502,875.00</b>	<b>0.00</b>	<b>1,502,875.00</b>
Components of Ending Net Position				
a. Net Investment in Capital Assets - Net Investment in Capital Assets is the portion of net position that represents capital assets, net of accumulated depreciation less outstanding debt directly related to the capital assets. As a reminder, Object 9796 should also include deferred inflows/outflows of resources associated with the capital asset.	9796	731,960.00		731,960.00
b. Restricted Net Position	9797		0.00	0.00
c. Unrestricted Net Position	9790A	770,915.00	0.00	770,915.00

**Charter School Preliminary Budget  
FY 2018-2019**

**Charter School Name:** High Tech Middle

**CDS #:** 37-68338-0101204

**Charter Approving Entity:** San Diego Unified School District 37-68338

**County:** San Diego

**SBE Charter #:** 546

DESCRIPTION	Object Code	Unrestricted	Restricted	Total
<b>A. REVENUES (8000-8799)</b>				
<b>1. Local Control Funding Formula (LCFF) - (8010-8099)</b>				
LCFF - State Aid - (Current year)	8011	937,733.00		937,733.00
Education Protection Account - (Current year)	8012	74,179.00		74,179.00
LCFF- State Aid - Prior Years - (Include EPA & LCFF - State Aid)	8019	0.00		0.00
Transfers to Charter Schools In Lieu Of Property Tax (Current & Prior Years)	8096	1,605,655.00		1,605,655.00
LCFF - Transfers - Current & Prior Years	8091, 8099	0.00	0.00	0.00
<b>Total - LCFF Sources</b>		<b>2,617,567.00</b>	<b>0.00</b>	<b>2,617,567.00</b>
<b>2. Federal Revenues (8100-8299)</b>				
Maintenance and Operations - Federal Impact Aid Survey Cards	8110	0.00		0.00
No Child Left Behind (Title I, II, III, etc.) / Every Student Succeeds Act	8290		56,041.00	56,041.00
Special Education - Federal	8181, 8182		52,837.00	52,837.00
Child Nutrition - Federal	8220		0.00	0.00
Donated Food Commodities	8221		0.00	0.00
Other Federal Revenues (All other objects not reported separately)	8260-8299	0.00	0.00	0.00
<b>Total - Federal Revenues</b>		<b>0.00</b>	<b>108,878.00</b>	<b>108,878.00</b>
<b>3. Other State Revenues (8300-8599)</b>				
Special Education - State (All relevant objects per SELPA instructions)	StateRevSE		126,169.00	126,169.00
Child Nutrition - State	8520		0.00	0.00
Mandated Cost Reimbursements	8550	108,412.00		108,412.00
Lottery Revenue - Non-Prop 20 Unrestricted - Resource 1100	8560	46,533.00		46,533.00
Lottery Revenue - Prop 20 Restricted - Resource 6300	8560		15,299.00	15,299.00
Other State Revenues (All other objects not reported separately)	8300-8599	0.00	155,000.00	155,000.00
<b>Total - Other State Revenues</b>		<b>154,945.00</b>	<b>296,468.00</b>	<b>451,413.00</b>
<b>4. Other Local Revenue (8600-8799)</b>				
All Other Local Revenues	8600-8799	419,785.00		419,785.00
<b>Total - Local Revenues</b>		<b>419,785.00</b>	<b>0.00</b>	<b>419,785.00</b>
<b>5. TOTAL REVENUES</b>		<b>3,192,297.00</b>	<b>405,346.00</b>	<b>3,597,643.00</b>
<b>B. EXPENDITURES AND OTHER OUTGO (1000-7499)</b>				
<b>1. Certificated Salaries</b>				
Certificated Teachers' Salaries	1100	1,035,076.00	162,701.00	1,197,777.00
Certificated Pupil Support Salaries	1200	0.00	61,728.00	61,728.00
Certificated Supervisors' and Administrators' Salaries	1300	103,429.00	0.00	103,429.00
Other Certificated Salaries	1900	0.00	0.00	0.00
<b>Total, Certificated Salaries</b>		<b>1,138,505.00</b>	<b>224,429.00</b>	<b>1,362,934.00</b>
<b>2. Classified Salaries</b>				
Classified Instructional Salaries	2100	20,957.00	142,581.00	163,538.00
Classified Support Salaries	2200	0.00	0.00	0.00
Classified Supervisors' and Administrators' Salaries	2300	0.00	0.00	0.00
Clerical and Office Salaries	2400	88,280.00	42,774.00	131,054.00
Other Classified Salaries	2900	0.00	0.00	0.00
<b>Total, Classified Salaries</b>		<b>109,237.00</b>	<b>185,355.00</b>	<b>294,592.00</b>
<b>3. Employee Benefits</b>				
STRS	3101-3102	166,222.00	14,303.00	180,525.00
PERS	3201-3202	17,959.00	20,626.00	38,585.00
OASDI / Medicare / Alternative	3301-3302	23,800.00	13,465.00	37,265.00
Health and Welfare Benefits	3401-3402	127,192.00	13,981.00	141,173.00
Unemployment Insurance	3501-3502	602.00	182.00	784.00
Workers' Compensation Insurance	3601-3602	16,125.00	4,871.00	20,996.00
Retiree Benefits	3701-3702	0.00	0.00	0.00
PERS Reduction	3801-3802	0.00	0.00	0.00
Other Employee Benefits	3901-3902	3,008.00	908.00	3,916.00
<b>Total, Employee Benefits</b>		<b>354,908.00</b>	<b>68,336.00</b>	<b>423,244.00</b>
<b>4. Books and Supplies</b>				
Approved Textbooks and Core Curricula Materials	4100	0.00	0.00	0.00
Books and Other Reference Materials	4200	0.00	0.00	0.00
Materials and Supplies	4300	64,217.00	38,907.00	103,124.00
Non-capitalized Equipment	4400	32,500.00	0.00	32,500.00
Food	4700	0.00	0.00	0.00
<b>Total, Books and Supplies</b>		<b>96,717.00</b>	<b>38,907.00</b>	<b>135,624.00</b>

**Charter School Preliminary Budget  
FY 2018-2019**

**Charter School Name:** High Tech Middle

**CDS #:** 37-68338-0101204

**Charter Approving Entity:** San Diego Unified School District 37-68338

**County:** San Diego

**SBE Charter #:** 546

DESCRIPTION	Object Code	Unrestricted	Restricted	Total
<b>5. Services and Other Operating Expenditures</b>				
Subagreements for Services	5100	0.00	0.00	0.00
Travel and Conferences	5200	3,400.00	7,246.00	10,646.00
Dues and Memberships	5300	0.00	0.00	0.00
Insurance	5400	19,700.00	0.00	19,700.00
Operations and Housekeeping Services	5500	221,436.00	0.00	221,436.00
Rentals,Leases,Repairs,and Non-capitalized Improvements	5600	582,330.00	0.00	582,330.00
Transfer of Direct Costs (MUST NET TO ZERO)	5700	0.00	0.00	0.00
Prof/Consulting Srvcs and Operating Expend (Include District Oversight)	5800	309,609.00	103,547.00	413,156.00
Communications	5900	13,000.00	0.00	13,000.00
<b>Total, Services and Other Operating Expenditures</b>		<b>1,149,475.00</b>	<b>110,793.00</b>	<b>1,260,268.00</b>
<b>6. Capital Outlay</b>				
Depreciation Expense	6900	70,423.00	0.00	70,423.00
<b>Total, Capital Outlay</b>		<b>70,423.00</b>	<b>0.00</b>	<b>70,423.00</b>
<b>7. Other Outgo</b>				
Tuition to Other Schools (Include contribution to unfunded cost of Special Education)	7110-7143	0.00	0.00	0.00
Transfers of Pass-through Revenues to Other LEAs	7211-7213	0.00	0.00	0.00
Transfers of Apportionments to Other LEAs - Spec Ed and All Others	7221-7223	0.00	0.00	0.00
All Other Transfers	7281-7299	0.00	0.00	0.00
Indirect Costs (MUST NET TO ZERO)	7300-7399	22,126.00	22,126.00	44,252.00
Debt Service - Interest	7438	0.00	0.00	0.00
<b>Total, Other Outgo</b>		<b>22,126.00</b>	<b>22,126.00</b>	<b>44,252.00</b>
<b>8. TOTAL EXPENDITURES</b>		<b>2,941,391.00</b>	<b>649,946.00</b>	<b>3,591,337.00</b>
<b>C. EXCESS (DEFICIENCY) OF REVENUES OVER EXPEND. BEFORE OTHER FINANCING SOURCES AND USES (A5-B8)</b>		<b>250,906.00</b>	<b>(244,600.00)</b>	<b>6,306.00</b>
<b>D. OTHER FINANCING SOURCES/USES (7600-7699, 8930-8999)</b>				
1. All Other Financing Sources	8930-8979	0.00		0.00
2. Other Uses	7630-7699	0.00		0.00
3. Contributions between unrestricted and restricted accounts (MUST NET TO ZERO) <i>For charter schools not in the District's SELPA, include an estimated budget for the school's contribution to the unfunded cost of Special Education.</i>	8980-8999	(244,600.00)	244,600.00	0.00
<b>4. TOTAL OTHER FINANCING SOURCES/USES</b>		<b>(244,600.00)</b>	<b>244,600.00</b>	<b>0.00</b>
<b>E. NET INCREASE (DECREASE) IN FUND BALANCE (C + D4)</b>		<b>6,306.00</b>	<b>0.00</b>	<b>6,306.00</b>
<b>F. Projected Ending Fund Balance/Net Position</b>				
<b>1. Beginning Fund Balance/Net Position as of July 1 2018.</b> <i>Use the Projected Ending Fund Balance/Net Positon from Section F.2 of the FY 2017-18 2nd Interim Report or the most recent board approved projection.</i>	9791	781,842.00	0.00	781,842.00
<b>2. Projected Ending Fund Balance/Net Position, June 30, 2019 (E + F.1)</b>		<b>788,148.00</b>	<b>0.00</b>	<b>788,148.00</b>
Components of Ending Net Position				
a. Net Investment in Capital Assets - Net Investment in Capital Assets is the portion of net position that represents capital assets, net of accumulated depreciation less outstanding debt directly related to the capital assets. As a reminder, Object 9796 should also include deferred inflows/outflows of resources associated with the capital asset.	9796	556,418.00		556,418.00
b. Restricted Net Position	9797		0.00	0.00
c. Unrestricted Net Position	9790A	231,730.00	0.00	231,730.00

**Charter School Preliminary Budget  
FY 2018-2019**

**Charter School Name:** High Tech Middle Media Arts

**CDS #:** 37-68338-0107573

**Charter Approving Entity:** San Diego Unified School District 37-68338

**County:** San Diego

**SBE Charter #:** 660

DESCRIPTION	Object Code	Unrestricted	Restricted	Total
<b>A. REVENUES (8000-8799)</b>				
<b>1. Local Control Funding Formula (LCFF) - (8010-8099)</b>				
LCFF - State Aid - (Current year)	8011	875,890.00		875,890.00
Education Protection Account - (Current year)	8012	61,632.00		61,632.00
LCFF- State Aid - Prior Years - (Include EPA & LCFF - State Aid)	8019	0.00		0.00
Transfers to Charter Schools In Lieu Of Property Tax (Current & Prior Years)	8096	1,605,709.00		1,605,709.00
LCFF - Transfers - Current & Prior Years	8091, 8099	0.00	0.00	0.00
<b>Total - LCFF Sources</b>		<b>2,543,231.00</b>	<b>0.00</b>	<b>2,543,231.00</b>
<b>2. Federal Revenues (8100-8299)</b>				
Maintenance and Operations - Federal Impact Aid Survey Cards	8110	0.00		0.00
No Child Left Behind (Title I, II, III, etc.) / Every Student Succeeds Act	8290		67,695.00	67,695.00
Special Education - Federal	8181, 8182		56,228.00	56,228.00
Child Nutrition - Federal	8220		0.00	0.00
Donated Food Commodities	8221		0.00	0.00
Other Federal Revenues (All other objects not reported separately)	8260-8299	0.00	234,000.00	234,000.00
<b>Total - Federal Revenues</b>		<b>0.00</b>	<b>357,923.00</b>	<b>357,923.00</b>
<b>3. Other State Revenues (8300-8599)</b>				
Special Education - State (All relevant objects per SELPA instructions)	StateRevSE		121,757.00	121,757.00
Child Nutrition - State	8520		0.00	0.00
Mandated Cost Reimbursements	8550	104,820.00		104,820.00
Lottery Revenue - Non-Prop 20 Unrestricted - Resource 1100	8560	44,991.00		44,991.00
Lottery Revenue - Prop 20 Restricted - Resource 6300	8560		14,792.00	14,792.00
Other State Revenues (All other objects not reported separately)	8300-8599	0.00	0.00	0.00
<b>Total - Other State Revenues</b>		<b>149,811.00</b>	<b>136,549.00</b>	<b>286,360.00</b>
<b>4. Other Local Revenue (8600-8799)</b>				
All Other Local Revenues	8600-8799	251,310.00	0.00	251,310.00
<b>Total - Local Revenues</b>		<b>251,310.00</b>	<b>0.00</b>	<b>251,310.00</b>
<b>5. TOTAL REVENUES</b>		<b>2,944,352.00</b>	<b>494,472.00</b>	<b>3,438,824.00</b>
<b>B. EXPENDITURES AND OTHER OUTGO (1000-7499)</b>				
<b>1. Certificated Salaries</b>				
Certificated Teachers' Salaries	1100	967,329.00	139,335.00	1,106,664.00
Certificated Pupil Support Salaries	1200	25,321.00	44,783.00	70,104.00
Certificated Supervisors' and Administrators' Salaries	1300	92,164.00	0.00	92,164.00
Other Certificated Salaries	1900	0.00	0.00	0.00
<b>Total, Certificated Salaries</b>		<b>1,084,814.00</b>	<b>184,118.00</b>	<b>1,268,932.00</b>
<b>2. Classified Salaries</b>				
Classified Instructional Salaries	2100	24,047.00	47,942.00	71,989.00
Classified Support Salaries	2200	27,715.00	0.00	27,715.00
Classified Supervisors' and Administrators' Salaries	2300	0.00	0.00	0.00
Clerical and Office Salaries	2400	110,556.00	0.00	110,556.00
Other Classified Salaries	2900	0.00	0.00	0.00
<b>Total, Classified Salaries</b>		<b>162,318.00</b>	<b>47,942.00</b>	<b>210,260.00</b>
<b>3. Employee Benefits</b>				
STRS	3101-3102	165,919.00	22,567.00	188,486.00
PERS	3201-3202	21,641.00	1,864.00	23,505.00
OASDI / Medicare / Alternative	3301-3302	27,180.00	5,688.00	32,868.00
Health and Welfare Benefits	3401-3402	146,629.00	20,460.00	167,089.00
Unemployment Insurance	3501-3502	606.00	94.00	700.00
Workers' Compensation Insurance	3601-3602	16,243.00	2,510.00	18,753.00
Retiree Benefits	3701-3702	0.00	0.00	0.00
PERS Reduction	3801-3802	0.00	0.00	0.00
Other Employee Benefits	3901-3902	3,031.00	468.00	3,499.00
<b>Total, Employee Benefits</b>		<b>381,249.00</b>	<b>53,651.00</b>	<b>434,900.00</b>
<b>4. Books and Supplies</b>				
Approved Textbooks and Core Curricula Materials	4100	0.00	0.00	0.00
Books and Other Reference Materials	4200	3,000.00	0.00	3,000.00
Materials and Supplies	4300	85,409.00	19,015.00	104,424.00
Non-capitalized Equipment	4400	0.00	0.00	0.00
Food	4700	0.00	0.00	0.00
<b>Total, Books and Supplies</b>		<b>88,409.00</b>	<b>19,015.00</b>	<b>107,424.00</b>



**Charter School Preliminary Budget  
FY 2018-2019**

**Charter School Name:** High Tech Middle Media Arts

**CDS #:** 37-68338-0107573

**Charter Approving Entity:** San Diego Unified School District 37-68338

**County:** San Diego

**SBE Charter #:** 660

DESCRIPTION	Object Code	Unrestricted	Restricted	Total
<b>5. Services and Other Operating Expenditures</b>				
Subagreements for Services	5100	0.00	0.00	0.00
Travel and Conferences	5200	0.00	8,584.00	8,584.00
Dues and Memberships	5300	0.00	0.00	0.00
Insurance	5400	21,000.00	0.00	21,000.00
Operations and Housekeeping Services	5500	205,452.00	0.00	205,452.00
Rentals,Leases,Repairs,and Non-capitalized Improvements	5600	404,576.00	234,000.00	638,576.00
Transfer of Direct Costs (MUST NET TO ZERO)	5700	0.00	0.00	0.00
Prof/Consulting Srvcs and Operating Expend (Include District Oversight)	5800	352,816.00	96,459.00	449,275.00
Communications	5900	13,000.00	0.00	13,000.00
<b>Total, Services and Other Operating Expenditures</b>		<b>996,844.00</b>	<b>339,043.00</b>	<b>1,335,887.00</b>
<b>6. Capital Outlay</b>				
Depreciation Expense	6900	31,000.00	0.00	31,000.00
<b>Total, Capital Outlay</b>		<b>31,000.00</b>	<b>0.00</b>	<b>31,000.00</b>
<b>7. Other Outgo</b>				
Tuition to Other Schools (Include contribution to unfunded cost of Special Education)	7110-7143	0.00	0.00	0.00
Transfers of Pass-through Revenues to Other LEAs	7211-7213	0.00	0.00	0.00
Transfers of Apportionments to Other LEAs - Spec Ed and All Others	7221-7223	0.00	0.00	0.00
All Other Transfers	7281-7299	0.00	0.00	0.00
Indirect Costs (MUST NET TO ZERO)	7300-7399	(22,703.00)	22,703.00	0.00
Debt Service - Interest	7438	0.00	0.00	0.00
<b>Total, Other Outgo</b>		<b>(22,703.00)</b>	<b>22,703.00</b>	<b>0.00</b>
<b>8. TOTAL EXPENDITURES</b>		<b>2,721,931.00</b>	<b>666,472.00</b>	<b>3,388,403.00</b>
<b>C. EXCESS (DEFICIENCY) OF REVENUES OVER EXPEND. BEFORE OTHER FINANCING SOURCES AND USES (A5-B8)</b>		<b>222,421.00</b>	<b>(172,000.00)</b>	<b>50,421.00</b>
<b>D. OTHER FINANCING SOURCES/USES (7600-7699, 8930-8999)</b>				
1. All Other Financing Sources	8930-8979	0.00	0.00	0.00
2. Other Uses	7630-7699	0.00	0.00	0.00
3. Contributions between unrestricted and restricted accounts (MUST NET TO ZERO) <i>For charter schools not in the District's SELPA, include an estimated budget for the school's contribution to the unfunded cost of Special Education.</i>	8980-8999	(172,000.00)	172,000.00	0.00
<b>4. TOTAL OTHER FINANCING SOURCES/USES</b>		<b>(172,000.00)</b>	<b>172,000.00</b>	<b>0.00</b>
<b>E. NET INCREASE (DECREASE) IN FUND BALANCE (C + D4)</b>		<b>50,421.00</b>	<b>0.00</b>	<b>50,421.00</b>
<b>F. Projected Ending Fund Balance/Net Position</b>				
<b>1. Beginning Fund Balance/Net Position as of July 1 2018.</b> <i>Use the Projected Ending Fund Balance/Net Positon from Section F.2 of the FY 2017-18 2nd Interim Report or the most recent board approved projection.</i>	9791	916,916.00	0.00	916,916.00
<b>2. Projected Ending Fund Balance/Net Position, June 30, 2019 (E + F.1)</b>		<b>967,337.00</b>	<b>0.00</b>	<b>967,337.00</b>
Components of Ending Net Position				
a. Net Investment in Capital Assets - Net Investment in Capital Assets is the portion of net position that represents capital assets, net of accumulated depreciation less outstanding debt directly related to the capital assets. As a reminder, Object 9796 should also include deferred inflows/outflows of resources associated with the capital asset.	9796	205,240.00		205,240.00
b. Restricted Net Position	9797		0.00	0.00
c. Unrestricted Net Position	9790A	762,097.00	0.00	762,097.00

**Charter School Preliminary Budget  
FY 2018-2019**

**Charter School Name:** High Tech High

**CDS #:** 37-68338-3731247

**Charter Approving Entity:** San Diego Unified School District 37-68338

**County:** San Diego

**SBE Charter #:** 269

DESCRIPTION	Object Code	Unrestricted	Restricted	Total
<b>A. REVENUES (8000-8799)</b>				
<b>1. Local Control Funding Formula (LCFF) - (8010-8099)</b>				
LCFF - State Aid - (Current year)	8011	1,927,738.00		1,927,738.00
Education Protection Account - (Current year)	8012	362,949.00		362,949.00
LCFF- State Aid - Prior Years - (Include EPA & LCFF - State Aid)	8019	0.00		0.00
Transfers to Charter Schools In Lieu Of Property Tax (Current & Prior Years)	8096	2,915,719.00		2,915,719.00
LCFF - Transfers - Current & Prior Years	8091, 8099	0.00	0.00	0.00
<b>Total - LCFF Sources</b>		<b>5,206,406.00</b>	<b>0.00</b>	<b>5,206,406.00</b>
<b>2. Federal Revenues (8100-8299)</b>				
Maintenance and Operations - Federal Impact Aid Survey Cards	8110	0.00		0.00
No Child Left Behind (Title I, II, III, etc.) / Every Student Succeeds Act	8290		88,700.00	88,700.00
Special Education - Federal	8181, 8182		104,611.00	104,611.00
Child Nutrition - Federal	8220		0.00	0.00
Donated Food Commodities	8221		0.00	0.00
Other Federal Revenues (All other objects not reported separately)	8260-8299	0.00	250,000.00	250,000.00
<b>Total - Federal Revenues</b>		<b>0.00</b>	<b>443,311.00</b>	<b>443,311.00</b>
<b>3. Other State Revenues (8300-8599)</b>				
Special Education - State (All relevant objects per SELPA instructions)	StateRevSE		209,206.00	209,206.00
Child Nutrition - State	8520		0.00	0.00
Mandated Cost Reimbursements	8550	180,314.00		180,314.00
Lottery Revenue - Non-Prop 20 Unrestricted - Resource 1100	8560	77,395.00		77,395.00
Lottery Revenue - Prop 20 Restricted - Resource 6300	8560		25,445.00	25,445.00
Other State Revenues (All other objects not reported separately)	8300-8599	0.00	0.00	0.00
<b>Total - Other State Revenues</b>		<b>257,709.00</b>	<b>234,651.00</b>	<b>492,360.00</b>
<b>4. Other Local Revenue (8600-8799)</b>				
All Other Local Revenues	8600-8799	563,936.00		563,936.00
<b>Total - Local Revenues</b>		<b>563,936.00</b>	<b>0.00</b>	<b>563,936.00</b>
<b>5. TOTAL REVENUES</b>		<b>6,028,051.00</b>	<b>677,962.00</b>	<b>6,706,013.00</b>
<b>B. EXPENDITURES AND OTHER OUTGO (1000-7499)</b>				
<b>1. Certificated Salaries</b>				
Certificated Teachers' Salaries	1100	2,220,862.00	238,398.00	2,459,260.00
Certificated Pupil Support Salaries	1200	94,017.00	77,846.00	171,863.00
Certificated Supervisors' and Administrators' Salaries	1300	253,939.00	0.00	253,939.00
Other Certificated Salaries	1900	0.00	0.00	0.00
<b>Total, Certificated Salaries</b>		<b>2,568,818.00</b>	<b>316,244.00</b>	<b>2,885,062.00</b>
<b>2. Classified Salaries</b>				
Classified Instructional Salaries	2100	57,533.00	51,667.00	109,200.00
Classified Support Salaries	2200	36,018.00	0.00	36,018.00
Classified Supervisors' and Administrators' Salaries	2300	206,165.00	0.00	206,165.00
Clerical and Office Salaries	2400	97,367.00	0.00	97,367.00
Other Classified Salaries	2900	0.00	0.00	0.00
<b>Total, Classified Salaries</b>		<b>397,083.00</b>	<b>51,667.00</b>	<b>448,750.00</b>
<b>3. Employee Benefits</b>				
STRS	3101-3102	372,298.00	36,164.00	408,462.00
PERS	3201-3202	40,260.00	589.00	40,849.00
OASDI / Medicare / Alternative	3301-3302	59,343.00	4,467.00	63,810.00
Health and Welfare Benefits	3401-3402	277,118.00	27,621.00	304,739.00
Unemployment Insurance	3501-3502	1,377.00	139.00	1,516.00
Workers' Compensation Insurance	3601-3602	36,910.00	3,713.00	40,623.00
Retiree Benefits	3701-3702	0.00	0.00	0.00
PERS Reduction	3801-3802	0.00	0.00	0.00
Other Employee Benefits	3901-3902	6,887.00	693.00	7,580.00
<b>Total, Employee Benefits</b>		<b>794,193.00</b>	<b>73,386.00</b>	<b>867,579.00</b>
<b>4. Books and Supplies</b>				
Approved Textbooks and Core Curricula Materials	4100	0.00	0.00	0.00
Books and Other Reference Materials	4200	4,200.00	0.00	4,200.00
Materials and Supplies	4300	128,149.00	28,110.00	156,259.00
Non-capitalized Equipment	4400	100,000.00	170,550.00	270,550.00
Food	4700	0.00	0.00	0.00
<b>Total, Books and Supplies</b>		<b>232,349.00</b>	<b>198,660.00</b>	<b>431,009.00</b>

**Charter School Preliminary Budget  
FY 2018-2019**

**Charter School Name:** High Tech High

**CDS #:** 37-68338-3731247

**Charter Approving Entity:** San Diego Unified School District 37-68338

**County:** San Diego

**SBE Charter #:** 269

DESCRIPTION	Object Code	Unrestricted	Restricted	Total
<b>5. Services and Other Operating Expenditures</b>				
Subagreements for Services	5100	0.00	0.00	0.00
Travel and Conferences	5200	21,653.00	12,344.00	33,997.00
Dues and Memberships	5300	0.00	0.00	0.00
Insurance	5400	12,200.00	0.00	12,200.00
Operations and Housekeeping Services	5500	350,607.00	0.00	350,607.00
Rentals,Leases,Repairs,and Non-capitalized Improvements	5600	480,598.00	250,000.00	730,598.00
Transfer of Direct Costs (MUST NET TO ZERO)	5700	0.00	0.00	0.00
Prof/Consulting Srvcs and Operating Expend (Include District Oversight)	5800	834,857.00	178,909.00	1,013,766.00
Communications	5900	24,450.00	0.00	24,450.00
<b>Total, Services and Other Operating Expenditures</b>		<b>1,724,365.00</b>	<b>441,253.00</b>	<b>2,165,618.00</b>
<b>6. Capital Outlay</b>				
Depreciation Expense	6900	38,000.00	0.00	38,000.00
<b>Total, Capital Outlay</b>		<b>38,000.00</b>	<b>0.00</b>	<b>38,000.00</b>
<b>7. Other Outgo</b>				
Tuition to Other Schools (Include contribution to unfunded cost of Special Education)	7110-7143	0.00	0.00	0.00
Transfers of Pass-through Revenues to Other LEAs	7211-7213	0.00	0.00	0.00
Transfers of Apportionments to Other LEAs - Spec Ed and All Others	7221-7223	0.00	0.00	0.00
All Other Transfers	7281-7299	0.00	0.00	0.00
Indirect Costs (MUST NET TO ZERO)	7300-7399	(46,053.00)	46,053.00	0.00
Debt Service - Interest	7438	0.00	0.00	0.00
<b>Total, Other Outgo</b>		<b>(46,053.00)</b>	<b>46,053.00</b>	<b>0.00</b>
<b>8. TOTAL EXPENDITURES</b>		<b>5,708,755.00</b>	<b>1,127,263.00</b>	<b>6,836,018.00</b>
<b>C. EXCESS (DEFICIENCY) OF REVENUES OVER EXPEND. BEFORE OTHER FINANCING SOURCES AND USES (A5-B8)</b>		<b>319,296.00</b>	<b>(449,301.00)</b>	<b>(130,005.00)</b>
<b>D. OTHER FINANCING SOURCES/USES (7600-7699, 8930-8999)</b>				
1. All Other Financing Sources	8930-8979	0.00	0.00	0.00
2. Other Uses	7630-7699	0.00	0.00	0.00
3. Contributions between unrestricted and restricted accounts (MUST NET TO ZERO) <i>For charter schools not in the District's SELPA, include an estimated budget for the school's contribution to the unfunded cost of Special Education.</i>	8980-8999	(214,300.00)	214,300.00	0.00
<b>4. TOTAL OTHER FINANCING SOURCES/USES</b>		<b>(214,300.00)</b>	<b>214,300.00</b>	<b>0.00</b>
<b>E. NET INCREASE (DECREASE) IN FUND BALANCE (C + D4)</b>		<b>104,996.00</b>	<b>(235,001.00)</b>	<b>(130,005.00)</b>
<b>F. Projected Ending Fund Balance/Net Position</b>				
<b>1. Beginning Fund Balance/Net Position as of July 1 2018.</b> <i>Use the Projected Ending Fund Balance/Net Positon from Section F.2 of the FY 2017-18 2nd Interim Report or the most recent board approved projection.</i>	9791	1,297,422.00	235,001.00	1,532,423.00
<b>2. Projected Ending Fund Balance/Net Position, June 30, 2019 (E + F.1)</b>		<b>1,402,418.00</b>	<b>0.00</b>	<b>1,402,418.00</b>
Components of Ending Net Position				
a. Net Investment in Capital Assets - Net Investment in Capital Assets is the portion of net position that represents capital assets, net of accumulated depreciation less outstanding debt directly related to the capital assets. As a reminder, Object 9796 should also include deferred inflows/outflows of resources associated with the capital asset.	9796	462,330.00	0.00	462,330.00
b. Restricted Net Position	9797		0.00	0.00
c. Unrestricted Net Position	9790A	940,088.00	0.00	940,088.00

**Charter School Preliminary Budget  
FY 2018-2019**

**Charter School Name:** High Tech High International

**CDS #:** 37-68338-0106732

**Charter Approving Entity:** San Diego Unified School District 37-68338

**County:** San Diego

**SBE Charter #:** 623

DESCRIPTION	Object Code	Unrestricted	Restricted	Total
<b>A. REVENUES (8000-8799)</b>				
<b>1. Local Control Funding Formula (LCFF) - (8010-8099)</b>				
LCFF - State Aid - (Current year)	8011	1,418,847.00		1,418,847.00
Education Protection Account - (Current year)	8012	265,552.00		265,552.00
LCFF- State Aid - Prior Years - (Include EPA & LCFF - State Aid)	8019	0.00		0.00
Transfers to Charter Schools In Lieu Of Property Tax (Current & Prior Years)	8096	2,109,488.00		2,109,488.00
LCFF - Transfers - Current & Prior Years	8091, 8099	0.00	0.00	0.00
<b>Total - LCFF Sources</b>		<b>3,793,887.00</b>	<b>0.00</b>	<b>3,793,887.00</b>
<b>2. Federal Revenues (8100-8299)</b>				
Maintenance and Operations - Federal Impact Aid Survey Cards	8110	0.00		0.00
No Child Left Behind (Title I, II, III, etc.) / Every Student Succeeds Act	8290		79,250.00	79,250.00
Special Education - Federal	8181, 8182		65,382.00	65,382.00
Child Nutrition - Federal	8220		0.00	0.00
Donated Food Commodities	8221		0.00	0.00
Other Federal Revenues (All other objects not reported separately)	8260-8299	0.00	250,000.00	250,000.00
<b>Total - Federal Revenues</b>		<b>0.00</b>	<b>394,632.00</b>	<b>394,632.00</b>
<b>3. Other State Revenues (8300-8599)</b>				
Special Education - State (All relevant objects per SELPA instructions)	StateRevSE		169,541.00	169,541.00
Child Nutrition - State	8520		0.00	0.00
Mandated Cost Reimbursements	8550	130,618.00		130,618.00
Lottery Revenue - Non-Prop 20 Unrestricted - Resource 1100	8560	56,064.00		56,064.00
Lottery Revenue - Prop 20 Restricted - Resource 6300	8560		18,432.00	18,432.00
Other State Revenues (All other objects not reported separately)	8300-8599	0.00	0.00	0.00
<b>Total - Other State Revenues</b>		<b>186,682.00</b>	<b>187,973.00</b>	<b>374,655.00</b>
<b>4. Other Local Revenue (8600-8799)</b>				
All Other Local Revenues	8600-8799	75,000.00		75,000.00
<b>Total - Local Revenues</b>		<b>75,000.00</b>	<b>0.00</b>	<b>75,000.00</b>
<b>5. TOTAL REVENUES</b>		<b>4,055,569.00</b>	<b>582,605.00</b>	<b>4,638,174.00</b>
<b>B. EXPENDITURES AND OTHER OUTGO (1000-7499)</b>				
<b>1. Certificated Salaries</b>				
Certificated Teachers' Salaries	1100	1,434,059.00	277,991.00	1,712,050.00
Certificated Pupil Support Salaries	1200	147,816.00	55,804.00	203,620.00
Certificated Supervisors' and Administrators' Salaries	1300	103,391.00	0.00	103,391.00
Other Certificated Salaries	1900	0.00	0.00	0.00
<b>Total, Certificated Salaries</b>		<b>1,685,266.00</b>	<b>333,795.00</b>	<b>2,019,061.00</b>
<b>2. Classified Salaries</b>				
Classified Instructional Salaries	2100	60,600.00	26,712.00	87,312.00
Classified Support Salaries	2200	0.00	0.00	0.00
Classified Supervisors' and Administrators' Salaries	2300	0.00	0.00	0.00
Clerical and Office Salaries	2400	105,233.00	0.00	105,233.00
Other Classified Salaries	2900	0.00	0.00	0.00
<b>Total, Classified Salaries</b>		<b>165,833.00</b>	<b>26,712.00</b>	<b>192,545.00</b>
<b>3. Employee Benefits</b>				
STRS	3101-3102	239,647.00	42,353.00	282,000.00
PERS	3201-3202	22,340.00	2,228.00	24,568.00
OASDI / Medicare / Alternative	3301-3302	40,727.00	5,850.00	46,577.00
Health and Welfare Benefits	3401-3402	194,369.00	30,690.00	225,059.00
Unemployment Insurance	3501-3502	913.00	145.00	1,058.00
Workers' Compensation Insurance	3601-3602	24,470.00	3,875.00	28,345.00
Retiree Benefits	3701-3702	0.00	0.00	0.00
PERS Reduction	3801-3802	0.00	0.00	0.00
Other Employee Benefits	3901-3902	4,565.00	723.00	5,288.00
<b>Total, Employee Benefits</b>		<b>527,031.00</b>	<b>85,864.00</b>	<b>612,895.00</b>
<b>4. Books and Supplies</b>				
Approved Textbooks and Core Curricula Materials	4100	0.00	0.00	0.00
Books and Other Reference Materials	4200	4,000.00	2,250.00	6,250.00
Materials and Supplies	4300	152,830.00	33,665.00	186,495.00
Non-capitalized Equipment	4400	0.00	122,913.00	122,913.00
Food	4700	0.00	0.00	0.00
<b>Total, Books and Supplies</b>		<b>156,830.00</b>	<b>158,828.00</b>	<b>315,658.00</b>

**Charter School Preliminary Budget  
FY 2018-2019**

**Charter School Name:** High Tech High International

**CDS #:** 37-68338-0106732

**Charter Approving Entity:** San Diego Unified School District 37-68338

**County:** San Diego

**SBE Charter #:** 623

DESCRIPTION	Object Code	Unrestricted	Restricted	Total
<b>5. Services and Other Operating Expenditures</b>				
Subagreements for Services	5100	0.00	0.00	0.00
Travel and Conferences	5200	0.00	13,788.00	13,788.00
Dues and Memberships	5300	0.00	0.00	0.00
Insurance	5400	25,600.00	0.00	25,600.00
Operations and Housekeeping Services	5500	268,248.00	0.00	268,248.00
Rentals,Leases,Repairs,and Non-capitalized Improvements	5600	275,330.00	250,000.00	525,330.00
Transfer of Direct Costs (MUST NET TO ZERO)	5700	0.00	0.00	0.00
Prof/Consulting Srvcs and Operating Expend (Include District Oversight)	5800	576,335.00	121,586.00	697,921.00
Communications	5900	13,999.00	0.00	13,999.00
<b>Total, Services and Other Operating Expenditures</b>		<b>1,159,512.00</b>	<b>385,374.00</b>	<b>1,544,886.00</b>
<b>6. Capital Outlay</b>				
Depreciation Expense	6900	54,000.00	0.00	54,000.00
<b>Total, Capital Outlay</b>		<b>54,000.00</b>	<b>0.00</b>	<b>54,000.00</b>
<b>7. Other Outgo</b>				
Tuition to Other Schools (Include contribution to unfunded cost of Special Education)	7110-7143	0.00	0.00	0.00
Transfers of Pass-through Revenues to Other LEAs	7211-7213	0.00	0.00	0.00
Transfers of Apportionments to Other LEAs - Spec Ed and All Others	7221-7223	0.00	0.00	0.00
All Other Transfers	7281-7299	0.00	0.00	0.00
Indirect Costs (MUST NET TO ZERO)	7300-7399	(41,032.00)	41,032.00	0.00
Debt Service - Interest	7438			0.00
<b>Total, Other Outgo</b>		<b>(41,032.00)</b>	<b>41,032.00</b>	<b>0.00</b>
<b>8. TOTAL EXPENDITURES</b>		<b>3,707,440.00</b>	<b>1,031,605.00</b>	<b>4,739,045.00</b>
<b>C. EXCESS (DEFICIENCY) OF REVENUES OVER EXPEND. BEFORE OTHER FINANCING SOURCES AND USES (A5-B8)</b>		<b>348,129.00</b>	<b>(449,000.00)</b>	<b>(100,871.00)</b>
<b>D. OTHER FINANCING SOURCES/USES (7600-7699, 8930-8999)</b>				
1. All Other Financing Sources	8930-8979	0.00	0.00	0.00
2. Other Uses	7630-7699	0.00	0.00	0.00
3. Contributions between unrestricted and restricted accounts (MUST NET TO ZERO) <i>For charter schools not in the District's SELPA, include an estimated budget for the school's contribution to the unfunded cost of Special Education.</i>	8980-8999	(274,000.00)	274,000.00	0.00
<b>4. TOTAL OTHER FINANCING SOURCES/USES</b>		<b>(274,000.00)</b>	<b>274,000.00</b>	<b>0.00</b>
<b>E. NET INCREASE (DECREASE) IN FUND BALANCE (C + D4)</b>		<b>74,129.00</b>	<b>(175,000.00)</b>	<b>(100,871.00)</b>
<b>F. Projected Ending Fund Balance/Net Position</b>				
<b>1. Beginning Fund Balance/Net Position as of July 1 2018.</b> <i>Use the Projected Ending Fund Balance/Net Positon from Section F.2 of the FY 2017-18 2nd Interim Report or the most recent board approved projection.</i>	9791	1,100,623.00	175,000.00	1,275,623.00
<b>2. Projected Ending Fund Balance/Net Position, June 30, 2019 (E + F.1)</b>		<b>1,174,752.00</b>	<b>0.00</b>	<b>1,174,752.00</b>
Components of Ending Net Position				
a. Net Investment in Capital Assets - Net Investment in Capital Assets is the portion of net position that represents capital assets, net of accumulated depreciation less outstanding debt directly related to the capital assets. As a reminder, Object 9796 should also include deferred inflows/outflows of resources associated with the capital asset.	9796	370,270.00		370,270.00
b. Restricted Net Position	9797		0.00	0.00
c. Unrestricted Net Position	9790A	804,482.00	0.00	804,482.00

**Charter School Preliminary Budget  
FY 2018-2019**

**Charter School Name:** High Tech High Media Arts

**CDS #:** 37-68338-0108787

**Charter Approving Entity:** San Diego Unified School District 37-68338

**County:** San Diego

**SBE Charter #:** 622

DESCRIPTION	Object Code	Unrestricted	Restricted	Total
<b>A. REVENUES (8000-8799)</b>				
<b>1. Local Control Funding Formula (LCFF) - (8010-8099)</b>				
LCFF - State Aid - (Current year)	8011	1,464,178.00		1,464,178.00
Education Protection Account - (Current year)	8012	336,916.00		336,916.00
LCFF- State Aid - Prior Years - (Include EPA & LCFF - State Aid)	8019	0.00		0.00
Transfers to Charter Schools In Lieu Of Property Tax (Current & Prior Years)	8096	2,036,887.00		2,036,887.00
LCFF - Transfers - Current & Prior Years	8091, 8099	0.00	0.00	0.00
<b>Total - LCFF Sources</b>		<b>3,837,981.00</b>	<b>0.00</b>	<b>3,837,981.00</b>
<b>2. Federal Revenues (8100-8299)</b>				
Maintenance and Operations - Federal Impact Aid Survey Cards	8110	0.00		0.00
No Child Left Behind (Title I, II, III, etc.) / Every Student Succeeds Act	8290		96,465.00	96,465.00
Special Education - Federal	8181, 8182		58,843.00	58,843.00
Child Nutrition - Federal	8220		0.00	0.00
Donated Food Commodities	8221		0.00	0.00
Other Federal Revenues (All other objects not reported separately)	8260-8299	0.00	250,000.00	250,000.00
<b>Total - Federal Revenues</b>		<b>0.00</b>	<b>405,308.00</b>	<b>405,308.00</b>
<b>3. Other State Revenues (8300-8599)</b>				
Special Education - State (All relevant objects per SELPA instructions)	StateRevSE		162,533.00	162,533.00
Child Nutrition - State	8520		0.00	0.00
Mandated Cost Reimbursements	8550	130,550.00		130,550.00
Lottery Revenue - Non-Prop 20 Unrestricted - Resource 1100	8560	56,035.00		56,035.00
Lottery Revenue - Prop 20 Restricted - Resource 6300	8560		18,422.00	18,422.00
Other State Revenues (All other objects not reported separately)	8300-8599	0.00	0.00	0.00
<b>Total - Other State Revenues</b>		<b>186,585.00</b>	<b>180,955.00</b>	<b>367,540.00</b>
<b>4. Other Local Revenue (8600-8799)</b>				
All Other Local Revenues	8600-8799	27,500.00	0.00	27,500.00
<b>Total - Local Revenues</b>		<b>27,500.00</b>	<b>0.00</b>	<b>27,500.00</b>
<b>5. TOTAL REVENUES</b>		<b>4,052,066.00</b>	<b>586,263.00</b>	<b>4,638,329.00</b>
<b>B. EXPENDITURES AND OTHER OUTGO (1000-7499)</b>				
<b>1. Certificated Salaries</b>				
Certificated Teachers' Salaries	1100	1,365,760.00	234,604.00	1,600,364.00
Certificated Pupil Support Salaries	1200	142,414.00	56,362.00	198,776.00
Certificated Supervisors' and Administrators' Salaries	1300	105,321.00	0.00	105,321.00
Other Certificated Salaries	1900	0.00	0.00	0.00
<b>Total, Certificated Salaries</b>		<b>1,613,495.00</b>	<b>290,966.00</b>	<b>1,904,461.00</b>
<b>2. Classified Salaries</b>				
Classified Instructional Salaries	2100	66,848.00	86,110.00	152,958.00
Classified Support Salaries	2200	0.00	0.00	0.00
Classified Supervisors' and Administrators' Salaries	2300	0.00	0.00	0.00
Clerical and Office Salaries	2400	123,005.00	6,067.00	129,072.00
Other Classified Salaries	2900	0.00	0.00	0.00
<b>Total, Classified Salaries</b>		<b>189,853.00</b>	<b>92,177.00</b>	<b>282,030.00</b>
<b>3. Employee Benefits</b>				
STRS	3101-3102	225,127.00	32,658.00	257,785.00
PERS	3201-3202	20,920.00	0.00	20,920.00
OASDI / Medicare / Alternative	3301-3302	33,523.00	6,413.00	39,936.00
Health and Welfare Benefits	3401-3402	170,499.00	27,280.00	197,779.00
Unemployment Insurance	3501-3502	872.00	146.00	1,018.00
Workers' Compensation Insurance	3601-3602	23,380.00	3,923.00	27,303.00
Retiree Benefits	3701-3702	0.00	0.00	0.00
PERS Reduction	3801-3802	0.00	0.00	0.00
Other Employee Benefits	3901-3902	4,363.00	733.00	5,096.00
<b>Total, Employee Benefits</b>		<b>478,684.00</b>	<b>71,153.00</b>	<b>549,837.00</b>
<b>4. Books and Supplies</b>				
Approved Textbooks and Core Curricula Materials	4100	0.00	0.00	0.00
Books and Other Reference Materials	4200	8,000.00	0.00	8,000.00
Materials and Supplies	4300	128,997.00	19,455.00	148,452.00
Non-capitalized Equipment	4400	50,000.00	189,500.00	239,500.00
Food	4700	0.00	0.00	0.00
<b>Total, Books and Supplies</b>		<b>186,997.00</b>	<b>208,955.00</b>	<b>395,952.00</b>

**Charter School Preliminary Budget  
FY 2018-2019**

**Charter School Name:** High Tech High Media Arts

**CDS #:** 37-68338-0108787

**Charter Approving Entity:** San Diego Unified School District 37-68338

**County:** San Diego

**SBE Charter #:** 622

DESCRIPTION	Object Code	Unrestricted	Restricted	Total
<b>5. Services and Other Operating Expenditures</b>				
Subagreements for Services	5100	0.00	0.00	0.00
Travel and Conferences	5200	0.00	10,125.00	10,125.00
Dues and Memberships	5300	0.00	0.00	0.00
Insurance	5400	24,500.00	0.00	24,500.00
Operations and Housekeeping Services	5500	248,154.00	0.00	248,154.00
Rentals,Leases,Repairs,and Non-capitalized Improvements	5600	369,844.00	250,000.00	619,844.00
Transfer of Direct Costs (MUST NET TO ZERO)	5700	0.00	0.00	0.00
Prof/Consulting Srvcs and Operating Expend (Include District Oversight)	5800	545,793.00	142,886.00	688,679.00
Communications	5900	17,000.00	0.00	17,000.00
<b>Total, Services and Other Operating Expenditures</b>		<b>1,205,291.00</b>	<b>403,011.00</b>	<b>1,608,302.00</b>
<b>6. Capital Outlay</b>				
Depreciation Expense	6900	61,000.00	0.00	61,000.00
<b>Total, Capital Outlay</b>		<b>61,000.00</b>	<b>0.00</b>	<b>61,000.00</b>
<b>7. Other Outgo</b>				
Tuition to Other Schools (Include contribution to unfunded cost of Special Education)	7110-7143	0.00	0.00	0.00
Transfers of Pass-through Revenues to Other LEAs	7211-7213	0.00	0.00	0.00
Transfers of Apportionments to Other LEAs - Spec Ed and All Others	7221-7223	0.00	0.00	0.00
All Other Transfers	7281-7299	0.00	0.00	0.00
Indirect Costs (MUST NET TO ZERO)	7300-7399	(45,227.00)	45,227.00	0.00
Debt Service - Interest	7438	0.00	0.00	0.00
<b>Total, Other Outgo</b>		<b>(45,227.00)</b>	<b>45,227.00</b>	<b>0.00</b>
<b>8. TOTAL EXPENDITURES</b>		<b>3,690,093.00</b>	<b>1,111,489.00</b>	<b>4,801,582.00</b>
<b>C. EXCESS (DEFICIENCY) OF REVENUES OVER EXPEND. BEFORE OTHER FINANCING SOURCES AND USES (A5-B8)</b>		<b>361,973.00</b>	<b>(525,226.00)</b>	<b>(163,253.00)</b>
<b>D. OTHER FINANCING SOURCES/USES (7600-7699, 8930-8999)</b>				
1. All Other Financing Sources	8930-8979	0.00	0.00	0.00
2. Other Uses	7630-7699	0.00	0.00	0.00
3. Contributions between unrestricted and restricted accounts (MUST NET TO ZERO) <i>For charter schools not in the District's SELPA, include an estimated budget for the school's contribution to the unfunded cost of Special Education.</i>	8980-8999	(287,225.00)	287,225.00	0.00
<b>4. TOTAL OTHER FINANCING SOURCES/USES</b>		<b>(287,225.00)</b>	<b>287,225.00</b>	<b>0.00</b>
<b>E. NET INCREASE (DECREASE) IN FUND BALANCE (C + D4)</b>		<b>74,748.00</b>	<b>(238,001.00)</b>	<b>(163,253.00)</b>
<b>F. Projected Ending Fund Balance/Net Position</b>				
<b>1. Beginning Fund Balance/Net Position as of July 1 2018.</b> <i>Use the Projected Ending Fund Balance/Net Positon from Section F.2 of the FY 2017-18 2nd Interim Report or the most recent board approved projection.</i>	9791	1,064,110.00	238,001.00	1,302,111.00
<b>2. Projected Ending Fund Balance/Net Position, June 30, 2019 (E + F.1)</b>		<b>1,138,858.00</b>	<b>0.00</b>	<b>1,138,858.00</b>
Components of Ending Net Position				
a. Net Investment in Capital Assets - Net Investment in Capital Assets is the portion of net position that represents capital assets, net of accumulated depreciation less outstanding debt directly related to the capital assets. As a reminder, Object 9796 should also include deferred inflows/outflows of resources associated with the capital asset.	9796	311,464.00	0.00	311,464.00
b. Restricted Net Position	9797		0.00	0.00
c. Unrestricted Net Position	9790A	827,394.00	0.00	827,394.00

CHARTER SCHOOL  
BUDGET REPORT

CHARTER SCHOOL CERTIFICATION

Charter School Name: High Tech Elementary Explorer  
(name continued) \_\_\_\_\_  
CDS #: 37-68338-6117683  
Charter Approving Entity: San Diego Unified School District  
County: San Diego  
Charter #: 278  
Fiscal Year: 2018/19

To the entity that approved the charter school:

2018/19 CHARTER SCHOOL BUDGET FINANCIAL REPORT: This report has been approved,  
'and is hereby filed by the charter school pursuant to *Education Code* Section 47604.33.

Signed: \_\_\_\_\_  
Charter School Official  
(Original signature required)

Date: 6-1-18

Print  
Name: Dr. Jenny Salkeld

Title: Chief Financial Officer

For additional information on the BUDGET, please contact:

For Charter Approving Entity:

Theresa Goody  
Name

Sr. Financial Accountant  
Title

619.725.7590  
Telephone

tgoody@sandi.net  
E-mail address

For Charter School:

Dr. Jenny Salkeld  
Name

Chief Financial Officer  
Title

619.814.5084  
Telephone

jsalkeld@hightechhigh.org  
E-mail address

2018/19 CHARTER SCHOOL BUDGET FINANCIAL REPORT: This report has been verified for mathematical  
accuracy pursuant to *Education Code* Section 47604.33.

Signed: \_\_\_\_\_  
Authorized Representative of Charter Approving Entity

Date: \_\_\_\_\_




CHARTER SCHOOL  
BUDGET REPORT

CHARTER SCHOOL CERTIFICATION

Charter School Name: High Tech Elementary  
(name continued) \_\_\_\_\_  
CDS #: 37-68338-0131565  
Charter Approving Entity: San Diego Unified School District  
County: San Diego  
Charter #: 1709  
Fiscal Year: 2018/19

To the entity that approved the charter school:  
 2018/19 CHARTER SCHOOL BUDGET FINANCIAL REPORT: This report has been approved,  
'and is hereby filed by the charter school pursuant to *Education Code* Section 47604.33.

Signed:  \_\_\_\_\_  
Charter School Official  
(Original signature required)

Date: 6-1-18

Print  
Name: Dr. Jenny Salkeld

Title: Chief Financial Officer

For additional information on the BUDGET, please contact:

For Charter Approving Entity:

Theresa Goody \_\_\_\_\_  
Name

Name

Sr. Financial Accountant \_\_\_\_\_  
Title

Title

619.725.7590 \_\_\_\_\_  
Telephone

Telephone

tgoody@sandi.net \_\_\_\_\_  
E-mail address

E-mail address

For Charter School:

Dr. Jenny Salkeld \_\_\_\_\_  
Name

Name

Chief Financial Officer \_\_\_\_\_  
Title

Title

619.814.5084 \_\_\_\_\_  
Telephone

Telephone

jsalkeld@hightechhigh.org \_\_\_\_\_  
E-mail address

E-mail address

2018/19 CHARTER SCHOOL BUDGET FINANCIAL REPORT: This report has been verified for mathematical  
accuracy pursuant to *Education Code* Section 47604.33.

Signed: \_\_\_\_\_  
Authorized Representative of Charter Approving Entity

Date: \_\_\_\_\_


CHARTER SCHOOL  
BUDGET REPORT

CHARTER SCHOOL CERTIFICATION

Charter School Name: High Tech High International  
(name continued) \_\_\_\_\_  
CDS #: 37-68338-0106732  
Charter Approving Entity: San Diego Unified School District  
County: San Diego  
Charter #: 623  
Fiscal Year: 2018/19

To the entity that approved the charter school:

2018/19 CHARTER SCHOOL BUDGET FINANCIAL REPORT: This report has been approved,  
and is hereby filed by the charter school pursuant to *Education Code* Section 47604.33.

Signed:   
Charter School Official  
(Original signature required)

Date: 6-1-18

Print  
Name: Dr. Jenny Salkeld

Title: Chief Financial Officer

For additional information on the BUDGET, please contact:

For Charter Approving Entity:

Theresa Goody  
Name  
Sr. Financial Accountant  
Title  
619.725.7590  
Telephone  
tgoody@sandi.net  
E-mail address

For Charter School:

Dr. Jenny Salkeld  
Name  
Chief Financial Officer  
Title  
619.814.5084  
Telephone  
jsalkeld@hightechhigh.org  
E-mail address

2018/19 CHARTER SCHOOL BUDGET FINANCIAL REPORT: This report has been verified for mathematical  
accuracy pursuant to *Education Code* Section 47604.33.

Signed: \_\_\_\_\_  
Authorized Representative of Charter Approving Entity

Date: \_\_\_\_\_

CHARTER SCHOOL  
BUDGET REPORT

CHARTER SCHOOL CERTIFICATION

Charter School Name: High Tech Middle Media Arts

(name continued) \_\_\_\_\_

CDS #: 37-68338-0107573

Charter Approving Entity: San Diego Unified School District

County: San Diego


Charter #: 660

Fiscal Year: 2018/19

To the entity that approved the charter school:

2018/19 CHARTER SCHOOL BUDGET FINANCIAL REPORT: This report has been approved, and is hereby filed by the charter school pursuant to *Education Code* Section 47604.33.

Signed: \_\_\_\_\_

  
Charter School Official  
(Original signature required)

Date: \_\_\_\_\_

1-1-18

Print

Name: Dr. Jenny Salkeld

Title: Chief Financial Officer

For additional information on the BUDGET, please contact:

For Charter Approving Entity:

Theresa Goody

Name

Sr. Financial Accountant

Title

619.725.7590

Telephone

tgody@sandi.net

E-mail address

For Charter School:

Dr. Jenny Salkeld

Name

Chief Financial Officer

Title

619.814.5084

Telephone

jsalkeld@hightechhigh.org

E-mail address

2018/19 CHARTER SCHOOL BUDGET FINANCIAL REPORT: This report has been verified for mathematical accuracy pursuant to *Education Code* Section 47604.33.

Signed: \_\_\_\_\_

Authorized Representative of Charter Approving Entity


Date: \_\_\_\_\_

CHARTER SCHOOL  
BUDGET REPORT

CHARTER SCHOOL CERTIFICATION

Charter School Name: High Tech Middle  
(name continued) \_\_\_\_\_  
CDS #: 37-68338-0101204  
Charter Approving Entity: San Diego Unified School District  
County: San Diego  
Charter #: 546  
Fiscal Year: 2018/19

To the entity that approved the charter school:  
 2018/19 CHARTER SCHOOL BUDGET FINANCIAL REPORT: This report has been approved,  
'and is hereby filed by the charter school pursuant to *Education Code* Section 47604.33.

Signed:   
Charter School Official  
(Original signature required)

Date: 6-1-18

Print  
Name: Dr. Jenny Salkeld

Title: Chief Financial Officer

For additional information on the BUDGET, please contact:

For Charter Approving Entity:

Theresa Goody  
Name

Sr. Financial Accountant  
Title

619.725.7590  
Telephone

tgoody@sandi.net  
E-mail address

For Charter School:

Dr. Jenny Salkeld  
Name

Chief Financial Officer  
Title

619.814.5084  
Telephone

jsalkeld@hightechhigh.org  
E-mail address

2018/19 CHARTER SCHOOL BUDGET FINANCIAL REPORT: This report has been verified for mathematical  
accuracy pursuant to *Education Code* Section 47604.33.

Signed: \_\_\_\_\_  
Authorized Representative of Charter Approving Entity

Date: \_\_\_\_\_

CHARTER SCHOOL  
BUDGET REPORT

CHARTER SCHOOL CERTIFICATION

Charter School Name: High Tech High  
(name continued) \_\_\_\_\_  
CDS #: 37-68338-3731247  
Charter Approving Entity: San Diego Unified School District  
County: San Diego  
Charter #: 269  
Fiscal Year: 2018/19

To the entity that approved the charter school:

2018/19 CHARTER SCHOOL BUDGET FINANCIAL REPORT: This report has been approved,  
'and is hereby filed by the charter school pursuant to *Education Code* Section 47604.33.

Signed:   
Charter School Official  
(Original signature required)

Date: 6-1-18

Print  
Name: Dr. Jenny Salkeld

Title: Chief Financial Officer

For additional information on the BUDGET, please contact:

For Charter Approving Entity:

Theresa Goody  
Name

Sr. Financial Accountant  
Title

619.725.7590  
Telephone

tgody@sandi.net  
E-mail address

For Charter School:

Dr. Jenny Salkeld  
Name

Chief Financial Officer  
Title

619.814.5084  
Telephone

jsalkeld@hightechhigh.org  
E-mail address

2018/19 CHARTER SCHOOL BUDGET FINANCIAL REPORT: This report has been verified for mathematical  
accuracy pursuant to *Education Code* Section 47604.33.

Signed: \_\_\_\_\_  
Authorized Representative of Charter Approving Entity

Date: \_\_\_\_\_