



LCFF Budget Overview for Parents

Local Educational Agency (LEA) Name: High Tech High International

CDS Code: 37683380106732

School Year: 2025-26

LEA contact information:

Janie Griswold

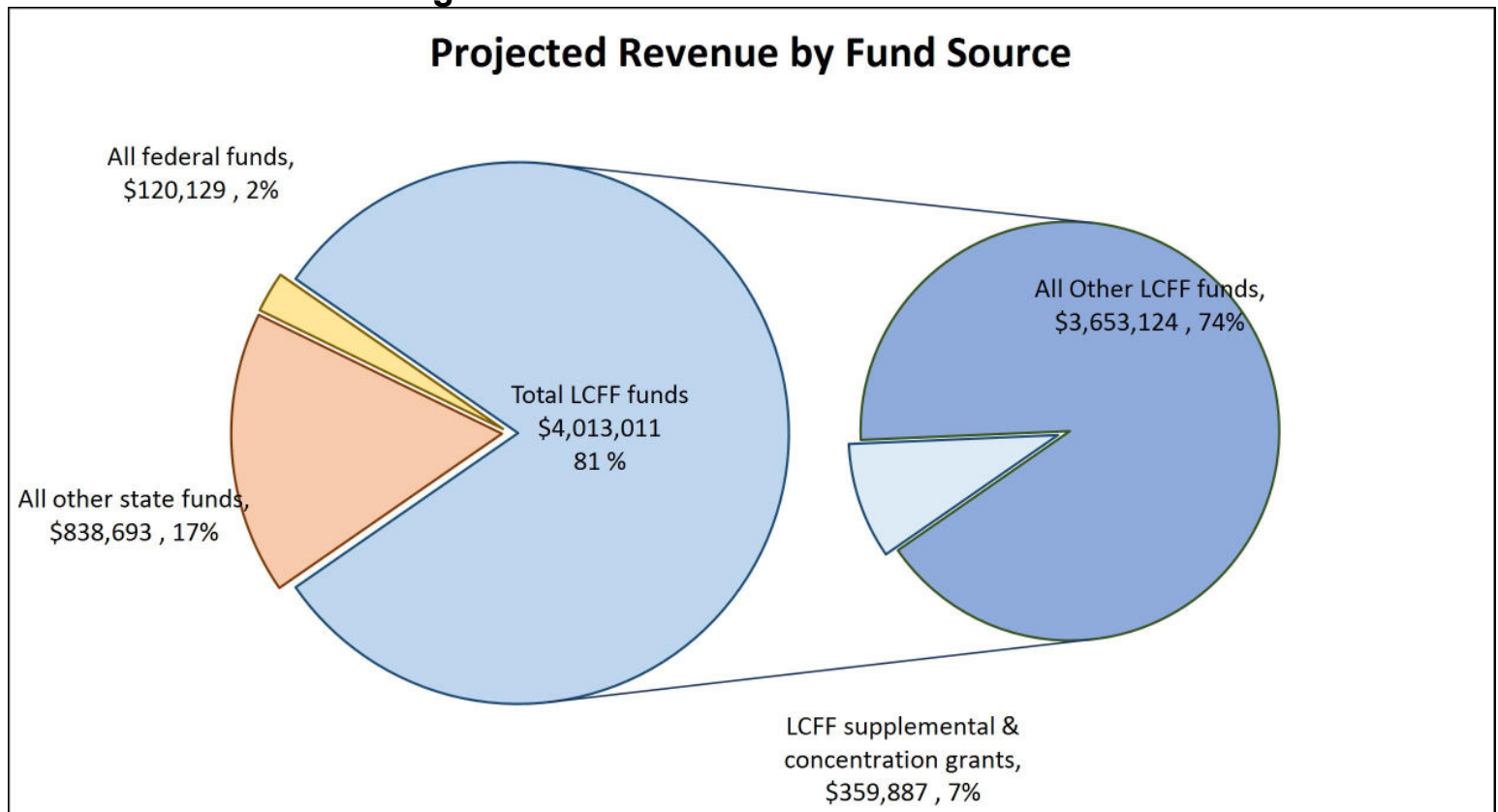
Chief Learning Officer

jgriswold@hightechhigh.org

619-243-5000

School districts receive funding from different sources: state funds under the Local Control Funding Formula (LCFF), other state funds, local funds, and federal funds. LCFF funds include a base level of funding for all LEAs and extra funding - called "supplemental and concentration" grants - to LEAs based on the enrollment of high needs students (foster youth, English learners, and low-income students).

Budget Overview for the 2025-26 School Year

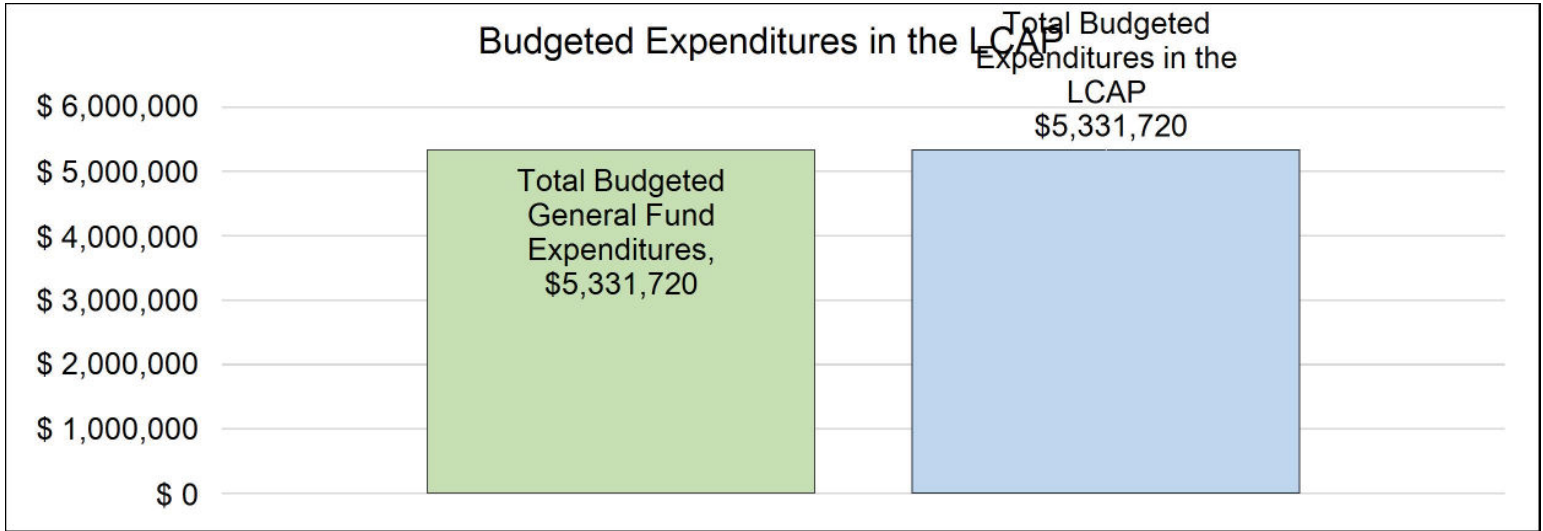


This chart shows the total general purpose revenue High Tech High International expects to receive in the coming year from all sources.

The text description for the above chart is as follows: The total revenue projected for High Tech High International is \$5,331,720, of which \$4,013,011 is Local Control Funding Formula (LCFF), \$838,693 is other state funds, \$0 is local funds, and \$120,129 is federal funds. Of the \$4,013,011 in LCFF Funds, \$359,887 is generated based on the enrollment of high needs students (foster youth, English learner, and low-income students).

LCFF Budget Overview for Parents

The LCFF gives school districts more flexibility in deciding how to use state funds. In exchange, school districts must work with parents, educators, students, and the community to develop a Local Control and Accountability Plan (LCAP) that shows how they will use these funds to serve students.



This chart provides a quick summary of how much High Tech High International plans to spend for 2025-26. It shows how much of the total is tied to planned actions and services in the LCAP.

The text description of the above chart is as follows: High Tech High International plans to spend \$5,331,720 for the 2025-26 school year. Of that amount, \$5,331,720 is tied to actions/services in the LCAP and \$0 is not included in the LCAP. The budgeted expenditures that are not included in the LCAP will be used for the following:

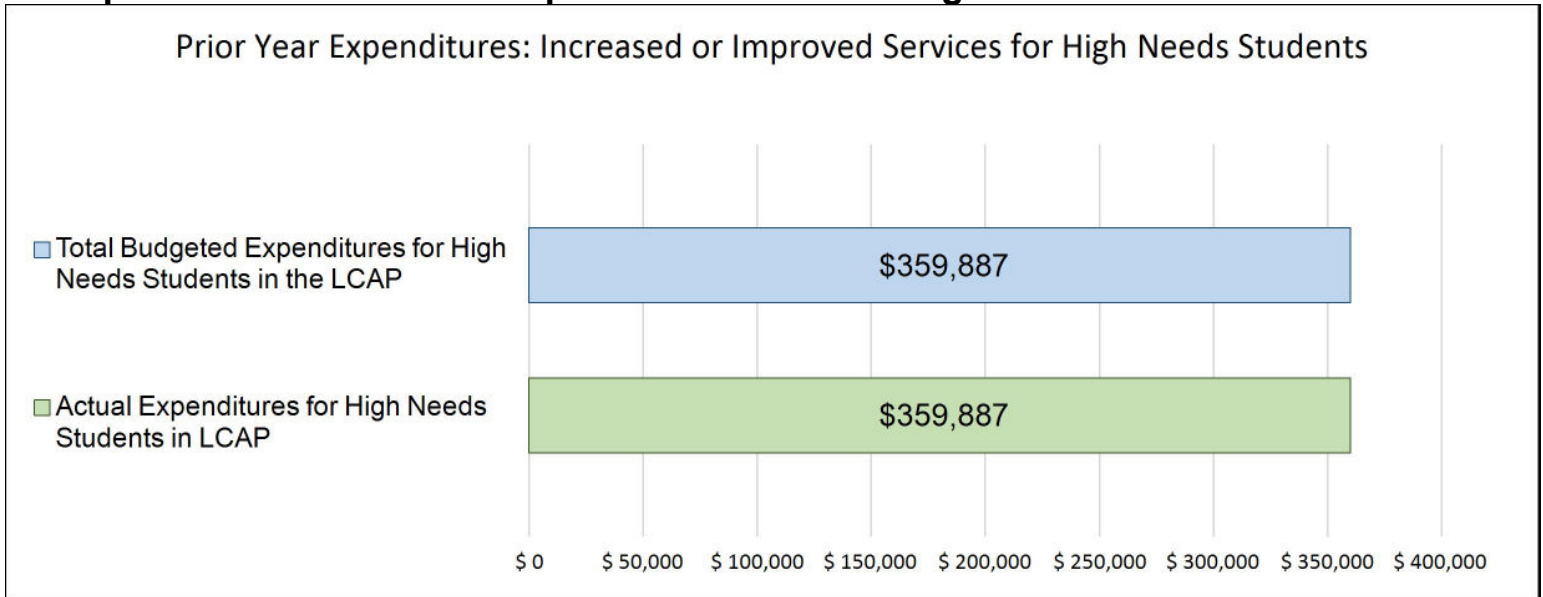
N/A

Increased or Improved Services for High Needs Students in the LCAP for the 2025-26 School Year

In 2025-26, High Tech High International is projecting it will receive \$359,887 based on the enrollment of foster youth, English learner, and low-income students. High Tech High International must describe how it intends to increase or improve services for high needs students in the LCAP. High Tech High International plans to spend \$359,887 towards meeting this requirement, as described in the LCAP.

LCFF Budget Overview for Parents

Update on Increased or Improved Services for High Needs Students in 2024-25



This chart compares what High Tech High International budgeted last year in the LCAP for actions and services that contribute to increasing or improving services for high needs students with what High Tech High International estimates it has spent on actions and services that contribute to increasing or improving services for high needs students in the current year.

The text description of the above chart is as follows: In 2024-25, High Tech High International's LCAP budgeted \$359,887 for planned actions to increase or improve services for high needs students. High Tech High International actually spent \$359,887 for actions to increase or improve services for high needs students in 2024-25.

The difference between the budgeted and actual expenditures of \$0 had the following impact on High Tech High International's ability to increase or improve services for high needs students:

N/A



Local Control and Accountability Plan

The instructions for completing the Local Control and Accountability Plan (LCAP) follow the template.

Local Educational Agency (LEA) Name	Contact Name and Title	Email and Phone
High Tech High International	Janie Griswold Chief Learning Officer	jgriswold@hightechhigh.org 619-243-5000

Plan Summary [2025-26]

General Information

A description of the LEA, its schools, and its students in grades transitional kindergarten–12, as applicable to the LEA. LEAs may also provide information about their strategic plan, vision, etc.

HTHI School is a public charter school in San Diego that serves approximately 351 students in grades 9-12. HTHI School is part of the High Tech High (HTH) network of charter schools, which serves over 6500 students, at sixteen schools, in grades TK-12 across San Diego County. High Tech High's first school was founded in 2000, a single high school focused on bringing together a diverse group of learners from across San Diego, with a focus on success in high school and post-secondary education and career. Across its sixteen schools HTH seeks to disrupt the norm of segregated schools across California and the nation. (<https://www.gao.gov/products/gao-22-104737>). HTH pursues a common intellectual mission of high academic achievement and outcomes for all students. Each HTH school is intentionally integrated and diverse across a range of ethnicities, identities, social class backgrounds, and life experiences.

HTH is guided by four design principles: Equity, Personalization, Authentic Work, and Collaborative Design. To further equity in its schools, HTH uses a zip-code based lottery system to ensure that all HTH schools are reflective of the community demographics of the regions surrounding its campuses, and that each school serves a significant percentage of low-income students. Moreover, HTH intentionally concentrates its student recruitment efforts on low-income communities with historically low college matriculation rates. According to the California Dashboard, 42.5% of HTHI students qualify as socioeconomically disadvantaged. English Learners represent 8% of the HTHI student body, of which homeless and/or foster youth are 0% of the population.

HTH Schools strive to provide all students rigorous and relevant academic, civic, and life skills while preparing them for success in secondary education, postsecondary education, and productive citizenship. In this context, the primary goals for HTH are: to provide all HTH students with a meaningful education and to graduate students who will be thoughtful, engaged citizens ready to take on the leadership challenges

present in the world. HTH schools also strive to increase the number of socioeconomically disadvantaged students who succeed in high school and postsecondary education, and in the fields of math, computer science, and engineering.

With its design principles, common mission, and goals in mind, HTH creates socially integrated non-tracked learning environments. HTH students are well-known by their teachers, engage in and create meaningful work, and are challenged to develop growth mindsets as they meet high expectations, beginning in kindergarten and extending through grade twelve.

HTH students are inquisitive, resilient and lifelong learners. They develop a sense of belonging in academic and real-world settings. From the early years, university is part of the discourse at HTH schools, where faculty and students demystify and discuss college as an accessible and viable goal. HTH teachers create and facilitate innovative learning experiences, grounded in project based learning practices, with an accompanying focus on the development of foundational mathematics and literacy skills necessary to engage in high-level project based learning. The program is rigorous, providing the foundation for entry and success at the University of California and elsewhere. Assessment is performance based: students of all ages regularly present their learning to their peers, family, and the community at large. Students engage in coursework and experience that support them with career readiness, including academic internships and completion of a CTE pathway. The learning environment extends beyond the classroom; students conduct field work and original research, partner with local universities and community agencies on projects and initiatives, complete academic internships with local businesses, governmental agencies, and nonprofits.

Reflections: Annual Performance

A reflection on annual performance based on a review of the California School Dashboard (Dashboard) and local data.

Academic Performance:

The ELA performance indicator on the California School Dashboard is Orange. For ELA there are no subgroups in red. The following student subgroups are in orange: Hispanic and Socioeconomically disadvantaged students. ELA scores declined as compared to the previous year dashboard. The Mathematics performance indicator on the California School Dashboard is Orange. For Mathematics there is one subgroup in Red, Socioeconomically disadvantaged students. Only one subgroup is in Orange, Hispanic students. Mathematics scores declined as compared to the previous year dashboard. The English Learner Progress Indicator shows no performance color on the California School Dashboard but indicates 63% of students are making progress towards English proficiency. HTHI continues to focus on supporting student academic achievement in ELA and mathematics. Teachers are providing consistent, daily, literacy instruction to students through differentiated groups within the classroom, and through additional interventions for students who are in greater need. Differentiation in mathematics will be a focus at HTHI for the 2025-26 school year, with teachers participating in professional learning and communities of practice with a mathematics focus. Additionally, schools will focus on improving mathematics instruction for English Learner students who have disproportionately lower mathematics scores.

Academic Engagement:

The Graduation Rate is Blue with 96.8% of students reported as graduating, and all subgroups in blue. Although not reported on the California Dashboard for high school, High Tech High remains focused on increasing attendance for all students, and decreasing chronic absenteeism. HTHI engaged in two attendance campaigns during the course of the 2024-25 school year and worked closely with families of

students who were chronically absent to increase their attendance. HTHI will continue these efforts during the 2025-26 school year, as we continue to strive to achieve pre-pandemic attendance numbers. The college and career indicator is: Medium. HTHI is committed to increasing opportunities for students to complete CTE pathways during their high school course of study.

Conditions and Climate:

The Suspension Rate indicator on the California School Dashboard is Yellow, with 3.5% of students reported as being suspended at least one day. There are four subgroups in Orange: Two or More Races, SED, Students with Disabilities, and White students. The suspension rate across schools maintained from the previous year dashboard. HTH school deans and staff have participated in professional learning related to Restorative Practices and continue to strive to decrease suspension rates.

Students and families at HTHI completed the YouthTruth school climate survey. In this survey, 77% of family participants (national percentile rating) reported that they believe in the school’s mission. Additionally, 57% of the families reported that they would recommend HTHI to parents seeking a school for their child. 94% of the students reported that adults from their school respect people of different races and ethnicities.

Learning Recovery and Emergency Block Grant (LREBG) funds:

The school has unexpended LREBG funds for the 2025-26 school year. Pursuant to EC Section 32526 (d)(1) the school developed a needs assessment regarding the use and expenditure of funds, using the LREBG Needs Assessment and Resources Workbook Template provided by the California Statewide System of Support. The needs assessment indicated needs in the areas of mathematics and ELA student achievement. The school intends to spend LREBG funds to

- support professional development/coaching, particularly around the 2023 Mathematics Framework and the ELA/ELD Framework, in an effort to increase student academic achievement
- progress monitor math and reading student achievement using the NWEA MAP growth assessment
- provide Support for credit-deficient pupils to complete promotion/graduation and increase college eligibility through summer coursework

Reflections: Technical Assistance

As applicable, a summary of the work underway as part of technical assistance.

N/A

Comprehensive Support and Improvement

An LEA with a school or schools eligible for comprehensive support and improvement must respond to the following prompts.

Schools Identified

A list of the schools in the LEA that are eligible for comprehensive support and improvement.

N/A

Support for Identified Schools

A description of how the LEA has or will support its eligible schools in developing comprehensive support and improvement plans.

N/A

Monitoring and Evaluating Effectiveness

A description of how the LEA will monitor and evaluate the plan to support student and school improvement.

N/A

Engaging Educational Partners

A summary of the process used to engage educational partners in the development of the LCAP.

School districts and county offices of education must, at a minimum, consult with teachers, principals, administrators, other school personnel, local bargaining units, parents, and students in the development of the LCAP.

Charter schools must, at a minimum, consult with teachers, principals, administrators, other school personnel, parents, and students in the development of the LCAP.

An LEA receiving Equity Multiplier funds must also consult with educational partners at schools generating Equity Multiplier funds in the development of the LCAP, specifically, in the development of the required focus goal for each applicable school.

Educational Partner(s)	Process for Engagement
Teachers and Other School Personnel	Staff meeting and YouthTruth school climate survey
School Leadership	School leadership shared reflections via google form and through meetings with HTH central leadership.
Students	YouthTruth school climate survey and focus groups
Families and Caregivers	YouthTruth school climate survey and family LCAP feedback meetings

A description of how the adopted LCAP was influenced by the feedback provided by educational partners.

The LCAP includes actions that support the following priorities identified by educational partners: Student-led conferences, exhibitions of learning, EL coordinator or teachers, clear SST process, academic coaches, instructional support for teachers, school dean who implements restorative practices, restorative practice professional development.

Goals and Actions

Goal

Goal #	Description	Type of Goal
1	Ensure High Quality Work: HTH students create high-quality work characterized by complexity, authenticity, and craftsmanship that invites family and community members to participate in student learning and reflection.	Broad Goal

State Priorities addressed by this goal.

- Priority 2: State Standards (Conditions of Learning)
- Priority 3: Parental Involvement (Engagement)
- Priority 5: Pupil Engagement (Engagement)
- Priority 6: School Climate (Engagement)
- Priority 8: Other Pupil Outcomes (Pupil Outcomes)

An explanation of why the LEA has developed this goal.

HTH seeks to create a culture of authentic learning and craftsmanship where students produce high-quality work that is meaningful to learners and to the broader community. This work invites family and community members to engage with student learning and provides students the opportunity to present their learning to an authentic audience.

Measuring and Reporting Results

Metric #	Metric	Baseline	Year 1 Outcome	Year 2 Outcome	Target for Year 3 Outcome	Current Difference from Baseline
1.1	% of student project exhibitions that include evidence of reading, writing, or mathematical skills aligned with CCSS.	95%	95%		95%	same

Metric #	Metric	Baseline	Year 1 Outcome	Year 2 Outcome	Target for Year 3 Outcome	Current Difference from Baseline
1.2	YouthTruth family survey describing the degree to which I understand my school's mission. National Percentile Ranking.	83%	77%		90%	-6 percentage points
1.3	YouthTruth family survey describing the degree to which I would recommend my school to parents seeking a school for their child. National Percentile Ranking.	63%	57%		75%	-6 percentage points

Goal Analysis [2024-25]

An analysis of how this goal was carried out in the previous year.

A description of overall implementation, including any substantive differences in planned actions and actual implementation of these actions, and any relevant challenges and successes experienced with implementation.

No substantive differences in planned actions and actual implementation of these actions.

An explanation of material differences between Budgeted Expenditures and Estimated Actual Expenditures and/or Planned Percentages of Improved Services and Estimated Actual Percentages of Improved Services.

None

A description of the effectiveness or ineffectiveness of the specific actions to date in making progress toward the goal.

The actions taken were effective in making progress towards the goal.

--

A description of any changes made to the planned goal, metrics, target outcomes, or actions for the coming year that resulted from reflections on prior practice.

As a result of reflection on prior practice, the school plans to

1. Focus during August staff days on community connections and collaborations for project work
2. Project work focus during morning meetings (looking at student work protocol, project tunings, etc)
3. Aim to get all families to campus for SLCs in both the fall and spring as well as fall and spring Exhibitions & TPOLs. Communicate dates early and often with families and set clear expectations with staff.
4. Provide PD opportunities for staff and support instructional coach in teacher coaching and development of rich projects and class work.
5. Meet with student forum students 2x a month to gather consistent feedback from students.

A report of the Total Estimated Actual Expenditures for last year’s actions may be found in the Annual Update Table. A report of the Estimated Actual Percentages of Improved Services for last year’s actions may be found in the Contributing Actions Annual Update Table.

Actions

Action #	Title	Description	Total Funds	Contributing
1.1	Exhibitions of Student Learning	Host biannual exhibitions and invite community members to participate. Convene Student Led Conferences (SLCs) and Presentations of Learning (POLs) where families can hear from their children about their learning, reflections on academic and socio-emotional learning, and student goals.		
1.2	Project-Based Learning Professional Development	Provide professional learning experiences aligned with project-based learning instruction for teachers.		
1.3	Community Outreach Coordinator	Fund position of community outreach coordinator to create richer internship and project experiences and to create deeper relationships with the community.	\$40,635.28	Yes

Goals and Actions

Goal

Goal #	Description	Type of Goal
2	Improve Student-Centered Instruction: HTH teachers design classroom instruction that provides access and challenge for all students, encouraging them to grapple, share their thinking, and construction knowledge together.	Broad Goal

State Priorities addressed by this goal.

- Priority 2: State Standards (Conditions of Learning)
- Priority 4: Pupil Achievement (Pupil Outcomes)
- Priority 5: Pupil Engagement (Engagement)
- Priority 7: Course Access (Conditions of Learning)

An explanation of why the LEA has developed this goal.

HTH seeks to deepen student-centered instruction in literacy, numeracy, and science with a particular emphasis on utilizing strategies that support the academic success of EL students. This particular focus on literacy, numeracy, and science is motivated by the CA dashboard where ELA and Math indicators suggest an opportunity for growth, particularly for socioeconomically disadvantaged and EL students. In addition to site-based professional development opportunities, three days of professional learning focused on literacy, numeracy, and science instruction, in the context of project based learning, are planned for the 2024-25 school year, with a focus on incorporating strategies that support the academic growth and achievement of EL students. Additionally, HTH teachers and leadership are participating in the CORE Districts California Mathematics Curriculum and Instruction Network. Participation in this network is a two-year commitment in which teams develop a vision for math instruction at their schools (grounded in the new California Math Framework) and work collaboratively to plan a scope and sequence of professional learning in mathematics for organization or district.

HTH plans to employ instructional strategies that are aligned with a student-centered approach. One example is the implementation of Cognitively Guided Instruction (CGI) in mathematics classrooms. HTH has chosen to implement the CGI approach because it is an evidence-based, student-centered, philosophical framework and set of teaching practices that supports and builds on students' problem solving abilities. HTH also plans to support teachers with mathematics and literacy curriculum aligned with student centered approaches and with the Common Core State Standards.

Measuring and Reporting Results

Metric #	Metric	Baseline	Year 1 Outcome	Year 2 Outcome	Target for Year 3 Outcome	Current Difference from Baseline
2.1	English Learning Progress Indicator: California School Dashboard	21% of students making progress	63% making progress		70% making progress	+42 percentage points
2.2	ELA Distance from Standard: California School Dashboard	22.4 points above standard	7.3 points below standard		10 points above standard	-29.7 percentage points
2.3	Math Distance from Standard: California School Dashboard	35.5 points below standard	79.7 points below standard		20 points below standard	-44.1 percentage points

Goal Analysis [2024-25]

An analysis of how this goal was carried out in the previous year.

A description of overall implementation, including any substantive differences in planned actions and actual implementation of these actions, and any relevant challenges and successes experienced with implementation.

No substantive differences in planned actions and actual implementation of these actions.

An explanation of material differences between Budgeted Expenditures and Estimated Actual Expenditures and/or Planned Percentages of Improved Services and Estimated Actual Percentages of Improved Services.

None

A description of the effectiveness or ineffectiveness of the specific actions to date in making progress toward the goal.

The school's actions to support EL students were effective in making progress toward the goal of increasing EL Progress Indicator. The school's actions to increase achievement in ELA and math, as measured by the CAASPP, were not effective.

A description of any changes made to the planned goal, metrics, target outcomes, or actions for the coming year that resulted from reflections on prior practice.

As a result of reflections on prior practice, the school plans to

1. Focus on instruction during August Staff Days and carry this work into the year through staff meetings
2. Instructional coach will thoughtfully work with teachers on classroom instruction and feedback cycles
3. Continue marigold buddies (1 cycle each semester) to develop coaching relationships across staff
4. Meet with student forum students 2x a month to gather consistent feedback from students.

A report of the Total Estimated Actual Expenditures for last year’s actions may be found in the Annual Update Table. A report of the Estimated Actual Percentages of Improved Services for last year’s actions may be found in the Contributing Actions Annual Update Table.

Actions

Action #	Title	Description	Total Funds	Contributing
2.1	Literacy Professional Development	Provide professional learning experiences for teachers aligned with a student-centered model of literacy.		No
2.2	Mathematics Professional Development	Provide mathematics professional learning experiences for teachers aligned with a student-centered model of mathematics.		No
2.3	Supports and services for EL Students	Provide professional learning experiences focused on explicit vocabulary development for teachers. Provide additional academic support and services for EL students. Each site has an EL coordinator or teacher responsible for providing and coordinating services and for the reclassification process.	\$41,445.52	Yes
2.4	Math Intervention X-Block	The school will offer a math intervention x-block for all students who are struggling with mathematics achievement, with a focus on SED students.		No
2.5	Professional development/coaching, particularly around	Fund instructional coach and instructional practice developer to support teachers on instruction in support of the 2023 California Mathematics Framework and the ELA/ELD Framework.	\$78,000.00	No

Action #	Title	Description	Total Funds	Contributing
	the 2023 Mathematics Framework and the ELA/ELD Framework			
2.6	Progress monitor math and reading student achievement using the NWEA MAP growth assessment	Administer NWEA MAP Growth Assessment at least twice per year to progress monitor and inform instruction.	\$4,239.00	No
2.7	Provide support for credit-deficient pupils to complete promotion/graduation and increase college eligibility through summer coursework	Stipend teachers to teach summer school courses to support students in recovering credits.	\$19,500.00	No

Goals and Actions

Goal

Goal #	Description	Type of Goal
3	Nurture a Culture of Belonging: HTH schools create safe, inclusive environments where all students feel a sense of belonging, are supported with socio-emotional needs, develop strong relationships, and experience joy.	Broad Goal

State Priorities addressed by this goal.

Priority 5: Pupil Engagement (Engagement)
 Priority 6: School Climate (Engagement)

An explanation of why the LEA has developed this goal.

To address the socio-emotional needs and nurture a culture of belonging, HTH schools will prioritize structures such as: classroom morning meetings, advisory, and home visits. HTH schools are small learning communities characterized by strong student to student and student to staff relationships. HTH schools will also focus on increased mental health supports for students at this time.

Structures such as advisory, and an emphasis on productive group work contribute to a sense of belonging among students, as well as an atmosphere of safety and collaboration. Data from the nationally-normed YouthTruth survey indicates HTH students are in the 70th percentile nationally in their agreement with the statement, "I feel a part of this community." HTH students' agreement with the statement, "Discipline is fair" is in the 70th percentile nationally. Since research suggests that "Restorative justice is a useful method of keeping students in school while promoting positive relationships," HTH schools will continue to focus on using restorative practices in response to student discipline issues. HTH schools will continue to proactively avoid negative behaviors that result in suspensions, HTH is focused on further developing a culture of belonging. To achieve this goal, HTH teachers practice a learner-centered, inclusive approach that supports and challenges each student. All students are known well by their teachers, engage in and create meaningful work, and are challenged to develop growth mindsets as they meet high expectations beginning in kindergarten and extending through grade twelve. HTH students are encouraged to think of themselves as inquisitive, resilient, lifelong learners, who have agency in their learning and achievement.

(Owen, Wettach, and Hoffman, 2015) HTH seeks to use restorative practices to reduce the rate of suspensions while supporting the development of a nurturing school community.

Measuring and Reporting Results

Metric #	Metric	Baseline	Year 1 Outcome	Year 2 Outcome	Target for Year 3 Outcome	Current Difference from Baseline
3.1	Rate of chronic absenteeism	25.8%	19.9%		10%	-5.9 percentage points
3.2	Rate of chronic absenteeism SED students	28%	24%		10%	-4 percentage points
3.3	Suspension rate [CA Dashboard]	3.7% suspended at least one day	3.5% suspended at least one day		1.5% suspended at least one day	-0.2 percentage points
3.4	Suspension rate SED students [CA Dashboard]	3.6% suspended at least one day	4.9% suspended at least one day		1.5% suspended at least one day	+1.3 percentage points
3.5	YouthTruth student survey describing the degree to which students believe "I am a part of the community." National percentile ranking.	65%	78%		90%	+13 percentage points
3.6	YouthTruth family survey describing the degree to which families believe, "My school is respectful of different races and ethnicities." National percentile ranking	92%	94%		96%	+2 percentage points

Goal Analysis [2024-25]

An analysis of how this goal was carried out in the previous year.

A description of overall implementation, including any substantive differences in planned actions and actual implementation of these actions, and any relevant challenges and successes experienced with implementation.

No substantive differences in planned actions and actual implementation of these actions.

An explanation of material differences between Budgeted Expenditures and Estimated Actual Expenditures and/or Planned Percentages of Improved Services and Estimated Actual Percentages of Improved Services.

None

A description of the effectiveness or ineffectiveness of the specific actions to date in making progress toward the goal.

The actions taken were effective in making progress towards the goal.

A description of any changes made to the planned goal, metrics, target outcomes, or actions for the coming year that resulted from reflections on prior practice.

As a result of reflections on prior practice, the school plans to

1. Schedule in consistent community meetings and pep rallies for the school community
2. Better share and gather more students to join student groups (ASB, Student Forum, Sources of Strength, GSA, MEChA, BSU, etc)
3. Provide PD for teachers around culture and a sense of belonging and a focus on relationships

A report of the Total Estimated Actual Expenditures for last year’s actions may be found in the Annual Update Table. A report of the Estimated Actual Percentages of Improved Services for last year’s actions may be found in the Contributing Actions Annual Update Table.

Actions

Action #	Title	Description	Total Funds	Contributing
3.1	Restorative Practices Implementation	Implement restorative practices and support the development and maintenance of a happy and healthy student community. Fund school dean and school psychologist to lead this work.	\$164,058.73	Yes
3.2	Restorative Practices Professional Learning	Provide ongoing professional learning for teachers, deans, and leaders to collaborate and improve use of restorative practices		

Action #	Title	Description	Total Funds	Contributing
3.3	Align actions to results of sense of belonging survey	Support collaboration across schools in examining data regarding sense of belonging from student survey in order to identify and spread best practices across HTH schools.		

Goals and Actions

Goal

Goal #	Description	Type of Goal
4	Increase Support for Struggling Students: HTH schools provide targeted interventions to students in need of additional support.	Broad Goal

State Priorities addressed by this goal.

- Priority 4: Pupil Achievement (Pupil Outcomes)
- Priority 5: Pupil Engagement (Engagement)
- Priority 6: School Climate (Engagement)

An explanation of why the LEA has developed this goal.

HTH recognizes that some students encounter difficulties that hinder their success in school, and that early and deliberate intervention can help increase student achievement and the likelihood of graduation. HTH will place an acute focus on students who are below grade level and students who have not made sufficient academic progress during the 2023-24 school year.

Academic, social-emotional, behavioral difficulties and inconsistent attendance all contribute to a student's challenges in school. For this reason, HTH seeks to incorporate/strengthen supports for students that address needs in all these areas. Broader research demonstrates that unaddressed skill gaps in academic and social-emotional areas negatively impact the trajectory of some subgroups more significantly than their peers. Socio-economically disadvantaged students and students of color are disproportionately represented in groups of chronically absent students and those receiving disciplinary referrals, suspension, and referral to be assessed for special education services.

Understanding this reality, HTH strives to improve and sustain supports most likely to benefit these groups. HTH is implementing Positive Discipline at the elementary school level by providing relevant professional development to all teachers. According to researchers, Positive Discipline, "Promotes a variety of specific strategies for helping children develop a sense of belonging as well as healthy coping strategies to deal with stress." Additionally, HTH is implementing Social Emotional Learning Curriculum (Second Step or Sources of Strength) at all school levels.

Gfroerer, Kelly, et al. "Positive Discipline: Helping Children Develop Belonging and Coping Resources Using Individual Psychology." Journal of Individual Psychology.

Measuring and Reporting Results

Metric #	Metric	Baseline	Year 1 Outcome	Year 2 Outcome	Target for Year 3 Outcome	Current Difference from Baseline
4.1	YouthTruth Family Survey: I feel comfortable approaching teachers about my child's progress. National Percentile Ranking.	87%	69%		90%	-18 percentage points
4.2	YouthTruth Family Survey: Adults from my school respect people of different races/ethnicities	92%	94%		96%	+2 percentage points

Goal Analysis [2024-25]

An analysis of how this goal was carried out in the previous year.

A description of overall implementation, including any substantive differences in planned actions and actual implementation of these actions, and any relevant challenges and successes experienced with implementation.

No substantive differences in planned actions and actual implementation of these actions.

An explanation of material differences between Budgeted Expenditures and Estimated Actual Expenditures and/or Planned Percentages of Improved Services and Estimated Actual Percentages of Improved Services.

None

A description of the effectiveness or ineffectiveness of the specific actions to date in making progress toward the goal.

The actions taken were effective in making progress towards the goal.

A description of any changes made to the planned goal, metrics, target outcomes, or actions for the coming year that resulted from reflections on prior practice.

As a result of reflection on prior practice, the school plans to

1. Provide support and training for ACs for in class supports
2. PD for staff around strategies to support struggling students (morning meeting time, outside PD) morning meeting time led by school psych, EML coordinator, Ed Specialists
3. Continue built in time for SST process during staff meetings
4. 1:1 check ins with students when teachers/staff notice that something is going on. Continue support for students as necessary after check in

A report of the Total Estimated Actual Expenditures for last year’s actions may be found in the Annual Update Table. A report of the Estimated Actual Percentages of Improved Services for last year’s actions may be found in the Contributing Actions Annual Update Table.

Actions

Action #	Title	Description	Total Funds	Contributing
4.1	Academic support staff	Academic coaches, academic support teachers, and apprentice teachers provide additional academic support to identified students. In addition, provide additional staff to facilitate literacy interventions.	\$278,947.70	Yes
4.2	Student Success Teams	Provide training and professional development for Student Success Team (SST) site leaders to work with students identified as having behavioral challenges that are affecting their learning.		No
4.3	Attendance	Work with school staff to implement chronic absenteeism interventions.		No

Goals and Actions

Goal

Goal #	Description	Type of Goal
5	Ensure College Access & Persistence: HTH schools support all students in accessing and excelling in college.	Broad Goal

State Priorities addressed by this goal.

Priority 4: Pupil Achievement (Pupil Outcomes) Priority 7: Course Access (Conditions of Learning)
--

An explanation of why the LEA has developed this goal.

HTH is particularly focused on the rate at which students attend and graduate from college. HTH seeks to increase the number of socioeconomically disadvantaged and EL students who succeed in high school and postsecondary education, and in the fields of math, computer science, engineering, and related fields. To achieve these goals, HTH supports students finding an opportune college match by providing dedicated college counseling staff at each high school. A recent study by Ben Castleman and Joshua Goodman indicates that high quality college counseling can lead to an improvement in college math for low income students. In addition, HTH has increased the number of students concurrently enrolled with community college partners in English and math course work with the goal of reducing the number of HTH alumni enrolled in remedial coursework. Finally, HTH seeks to reduce the rate of summer melt in an effort to increase the rate at which HTH seniors who report plans to attend college successfully enroll in and attend college the fall after their senior year.

Measuring and Reporting Results

Metric #	Metric	Baseline	Year 1 Outcome	Year 2 Outcome	Target for Year 3 Outcome	Current Difference from Baseline
5.1	Percentage of students enrolled in A-G coursework	97%	98%		98%	+1 percentage point
5.2	Percentage of students seamlessly enrolling in college (NSC)	83%	83%		86%	same

Metric #	Metric	Baseline	Year 1 Outcome	Year 2 Outcome	Target for Year 3 Outcome	Current Difference from Baseline
5.3	Percentage of students completing FAFSA	74%	80%		90%	+6 percentage points
5.4	Percentage of students seamlessly enrolling in a 4 year college (NSC)	62%	64%		70%	+4 percentage points
5.5	HTH anticipated six year college graduation rate (NSC)	38%	39%		44%	+1 percentage point

Goal Analysis [2024-25]

An analysis of how this goal was carried out in the previous year.

A description of overall implementation, including any substantive differences in planned actions and actual implementation of these actions, and any relevant challenges and successes experienced with implementation.

No substantive differences in planned actions and actual implementation of these actions.

An explanation of material differences between Budgeted Expenditures and Estimated Actual Expenditures and/or Planned Percentages of Improved Services and Estimated Actual Percentages of Improved Services.

None

A description of the effectiveness or ineffectiveness of the specific actions to date in making progress toward the goal.

The actions taken were effective in making progress towards the goal.

A description of any changes made to the planned goal, metrics, target outcomes, or actions for the coming year that resulted from reflections on prior practice.

As a result of reflection on prior practice, the school plans to

1. Continue with CCAT work with the Director of College Advising
2. 7 Mesa College Classes offered on campus next year during x-block time
3. 1:1 meetings with all 11th and 12th grade students and families to determine list of college to apply to
4. 9th, 10th and 11th grade specific parent information nights led by Director of College Advising to ensure our community knows about the process and support for our students during their 4 years

A report of the Total Estimated Actual Expenditures for last year’s actions may be found in the Annual Update Table. A report of the Estimated Actual Percentages of Improved Services for last year’s actions may be found in the Contributing Actions Annual Update Table.

Actions

Action #	Title	Description	Total Funds	Contributing
5.1	College counseling support	Provide college counseling support to students in completing FAFSA, college applications, SAT/ACT, and matching students to college where they are most likely to succeed and graduate.		No
5.2	Community College partnerships	Deepen relationships with community college partners to increase the number of students taking college coursework in English and mathematics		No
5.3	Reduce summer melt	Engage in summer melt text message campaign to increase the rate at which students seamlessly enroll in college.		No

Goals and Actions

Goal

Goal #	Description	Type of Goal
6	Maintain Safe Inspiring Learning Spaces	Broad Goal

State Priorities addressed by this goal.

Priority 1: Basic (Conditions of Learning)

An explanation of why the LEA has developed this goal.

HTH is aware of the research indicating that unequal distribution of qualified teachers has been a contributing factor to the achievement gap, and socio-economically disadvantaged students disproportionately experience less access to quality learning materials. (Darling-Hammond, 2001, Loschert, 2015). For this reason, HTH works to ensure that all HTH teachers will be credentialed. Furthermore, all students will have access to necessary instructional materials that support rich projects, informed by the Common Core State Standards and Next Generation Science Standards. In addition, by not offering tracked classwork, HTH schools avoid having specific subgroups overrepresented in classrooms with novice teachers.

HTH is committed to maintaining the physical infrastructure of school buildings so as to provide an environment conducive to student learning. In addition, HTH pursues environmentally friendly building practices that have been recognized through the awarding of LEED certified status for some HTH buildings.

Measuring and Reporting Results

Metric #	Metric	Baseline	Year 1 Outcome	Year 2 Outcome	Target for Year 3 Outcome	Current Difference from Baseline
6.1	Percentage of credentialed teachers	99%	99%		99%	same
6.2	Percent of teachers with access to a budget to purchase instructional materials	99%	99%		99%	same

Metric #	Metric	Baseline	Year 1 Outcome	Year 2 Outcome	Target for Year 3 Outcome	Current Difference from Baseline
6.3	YouthTruth family survey: My school is a safe place to learn. National Percentile rating	75%	77%		85%	+2 percentage points
6.4	Facilities Inspection Tool (FIT) Score	99.32%	99.32%		99.6%	same

Goal Analysis [2024-25]

An analysis of how this goal was carried out in the previous year.

A description of overall implementation, including any substantive differences in planned actions and actual implementation of these actions, and any relevant challenges and successes experienced with implementation.

No substantive differences in planned actions and actual implementation of these actions.

An explanation of material differences between Budgeted Expenditures and Estimated Actual Expenditures and/or Planned Percentages of Improved Services and Estimated Actual Percentages of Improved Services.

None

A description of the effectiveness or ineffectiveness of the specific actions to date in making progress toward the goal.

The actions taken were effective in making progress towards the goal.

A description of any changes made to the planned goal, metrics, target outcomes, or actions for the coming year that resulted from reflections on prior practice.

None.

A report of the Total Estimated Actual Expenditures for last year’s actions may be found in the Annual Update Table. A report of the Estimated Actual Percentages of Improved Services for last year’s actions may be found in the Contributing Actions Annual Update Table.

Actions

Action #	Title	Description	Total Funds	Contributing
6.1	Safe and inspiring learning spaces	Provide highly qualified credentialed teachers, appropriate school supplies, and well maintained facilities optimized for learning.	\$5,304,482.00	No

Goals and Actions

Goal

Goal #	Description	Type of Goal
7		

State Priorities addressed by this goal.

An explanation of why the LEA has developed this goal.

Measuring and Reporting Results

Metric #	Metric	Baseline	Year 1 Outcome	Year 2 Outcome	Target for Year 3 Outcome	Current Difference from Baseline

Goal Analysis [2024-25]

An analysis of how this goal was carried out in the previous year.

A description of overall implementation, including any substantive differences in planned actions and actual implementation of these actions, and any relevant challenges and successes experienced with implementation.

An explanation of material differences between Budgeted Expenditures and Estimated Actual Expenditures and/or Planned Percentages of Improved Services and Estimated Actual Percentages of Improved Services.

A description of the effectiveness or ineffectiveness of the specific actions to date in making progress toward the goal.

A description of any changes made to the planned goal, metrics, target outcomes, or actions for the coming year that resulted from reflections on prior practice.

A report of the Total Estimated Actual Expenditures for last year’s actions may be found in the Annual Update Table. A report of the Estimated Actual Percentages of Improved Services for last year’s actions may be found in the Contributing Actions Annual Update Table.

Actions

Action #	Title	Description	Total Funds	Contributing
----------	-------	-------------	-------------	--------------

Goals and Actions

Goal

Goal #	Description	Type of Goal
8		

State Priorities addressed by this goal.

An explanation of why the LEA has developed this goal.

Measuring and Reporting Results

Metric #	Metric	Baseline	Year 1 Outcome	Year 2 Outcome	Target for Year 3 Outcome	Current Difference from Baseline

Goal Analysis [2024-25]

An analysis of how this goal was carried out in the previous year.

A description of overall implementation, including any substantive differences in planned actions and actual implementation of these actions, and any relevant challenges and successes experienced with implementation.

An explanation of material differences between Budgeted Expenditures and Estimated Actual Expenditures and/or Planned Percentages of Improved Services and Estimated Actual Percentages of Improved Services.

A description of the effectiveness or ineffectiveness of the specific actions to date in making progress toward the goal.

A description of any changes made to the planned goal, metrics, target outcomes, or actions for the coming year that resulted from reflections on prior practice.

--

A report of the Total Estimated Actual Expenditures for last year’s actions may be found in the Annual Update Table. A report of the Estimated Actual Percentages of Improved Services for last year’s actions may be found in the Contributing Actions Annual Update Table.

Actions

Action #	Title	Description	Total Funds	Contributing
----------	-------	-------------	-------------	--------------

Goals and Actions

Goal

Goal #	Description	Type of Goal
9		

State Priorities addressed by this goal.

An explanation of why the LEA has developed this goal.

Measuring and Reporting Results

Metric #	Metric	Baseline	Year 1 Outcome	Year 2 Outcome	Target for Year 3 Outcome	Current Difference from Baseline
----------	--------	----------	----------------	----------------	---------------------------	----------------------------------

Goal Analysis [2024-25]

An analysis of how this goal was carried out in the previous year.

A description of overall implementation, including any substantive differences in planned actions and actual implementation of these actions, and any relevant challenges and successes experienced with implementation.

An explanation of material differences between Budgeted Expenditures and Estimated Actual Expenditures and/or Planned Percentages of Improved Services and Estimated Actual Percentages of Improved Services.

A description of the effectiveness or ineffectiveness of the specific actions to date in making progress toward the goal.

A description of any changes made to the planned goal, metrics, target outcomes, or actions for the coming year that resulted from reflections on prior practice.

A report of the Total Estimated Actual Expenditures for last year’s actions may be found in the Annual Update Table. A report of the Estimated Actual Percentages of Improved Services for last year’s actions may be found in the Contributing Actions Annual Update Table.

Actions

Action #	Title	Description	Total Funds	Contributing
----------	-------	-------------	-------------	--------------

Goals and Actions

Goal

Goal #	Description	Type of Goal
10		

State Priorities addressed by this goal.

An explanation of why the LEA has developed this goal.

Measuring and Reporting Results

Metric #	Metric	Baseline	Year 1 Outcome	Year 2 Outcome	Target for Year 3 Outcome	Current Difference from Baseline

Goal Analysis [2024-25]

An analysis of how this goal was carried out in the previous year.

A description of overall implementation, including any substantive differences in planned actions and actual implementation of these actions, and any relevant challenges and successes experienced with implementation.

An explanation of material differences between Budgeted Expenditures and Estimated Actual Expenditures and/or Planned Percentages of Improved Services and Estimated Actual Percentages of Improved Services.

A description of the effectiveness or ineffectiveness of the specific actions to date in making progress toward the goal.

A description of any changes made to the planned goal, metrics, target outcomes, or actions for the coming year that resulted from reflections on prior practice.

--

A report of the Total Estimated Actual Expenditures for last year’s actions may be found in the Annual Update Table. A report of the Estimated Actual Percentages of Improved Services for last year’s actions may be found in the Contributing Actions Annual Update Table.

Actions

Action #	Title	Description	Total Funds	Contributing
----------	-------	-------------	-------------	--------------

Increased or Improved Services for Foster Youth, English Learners, and Low-Income Students [2025-26]

Total Projected LCFF Supplemental and/or Concentration Grants	Projected Additional 15 percent LCFF Concentration Grant
\$360,061	\$0

Required Percentage to Increase or Improve Services for the LCAP Year

Projected Percentage to Increase or Improve Services for the Coming School Year	LCFF Carryover — Percentage	LCFF Carryover — Dollar	Total Percentage to Increase or Improve Services for the Coming School Year
8.380%	0.000%	\$0.00	8.380%

The Budgeted Expenditures for Actions identified as Contributing may be found in the Contributing Actions Table.

Required Descriptions

LEA-wide and Schoolwide Actions

For each action being provided to an entire LEA or school, provide an explanation of (1) the unique identified need(s) of the unduplicated student group(s) for whom the action is principally directed, (2) how the action is designed to address the identified need(s) and why it is being provided on an LEA or schoolwide basis, and (3) the metric(s) used to measure the effectiveness of the action in improving outcomes for the unduplicated student group(s).

Goal and Action #	Identified Need(s)	How the Action(s) Address Need(s) and Why it is Provided on an LEA-wide or Schoolwide Basis	Metric(s) to Monitor Effectiveness
1.3	<p>Action: Community Outreach Coordinator</p> <p>Need: Increase community outreach, engagement, and belonging. Increase connections to community partners.</p> <p>Scope:</p>	Community engagement coordinator focuses on fostering relationships and connections between the school and families of unduplicated pupils.	YouthTruth School Climate Survey

Goal and Action #	Identified Need(s)	How the Action(s) Address Need(s) and Why it is Provided on an LEA-wide or Schoolwide Basis	Metric(s) to Monitor Effectiveness
	LEA-wide Schoolwide		
3.1	<p>Action: Restorative Practices Implementation</p> <p>Need: Increase sense of belonging for students</p> <p>Scope: Schoolwide</p>	School dean and school psychologist implement restorative practices to increase student belonging, with a focus on unduplicated pupils	Suspension rate - schoolwide and SED students
4.1	<p>Action: Academic support staff</p> <p>Need: Increase academic achievement and support for unduplicated student groups.</p> <p>Scope: Schoolwide</p>	Academic support staff provide interventions and tutoring with a focus on EL students, foster youth, and low income students.	YouthTruth School Climate Survey

Limited Actions

For each action being solely provided to one or more unduplicated student group(s), provide an explanation of (1) the unique identified need(s) of the unduplicated student group(s) being served, (2) how the action is designed to address the identified need(s), and (3) how the effectiveness of the action in improving outcomes for the unduplicated student group(s) will be measured.

Goal and Action #	Identified Need(s)	How the Action(s) are Designed to Address Need(s)	Metric(s) to Monitor Effectiveness
<p>2.3</p>	<p>Action: Supports and services for EL Students</p> <p>Need: Designated and integrated English Language Development instruction.</p> <p>Scope: Limited to Unduplicated Student Group(s)</p>	<p>EL teacher or coordinator provides instruction to students and/or supports general education teachers in integrating strategies that support EL students in classroom instruction.</p>	<p>ELPI metric on CA state dashboard.</p>

For any limited action contributing to meeting the increased or improved services requirement that is associated with a Planned Percentage of Improved Services in the Contributing Summary Table rather than an expenditure of LCFF funds, describe the methodology that was used to determine the contribution of the action towards the proportional percentage, as applicable.

Additional Concentration Grant Funding

A description of the plan for how the additional concentration grant add-on funding identified above will be used to increase the number of staff providing direct services to students at schools that have a high concentration (above 55 percent) of foster youth, English learners, and low-income students, as applicable.

N/A

Staff-to-student ratios by type of school and concentration of unduplicated students	Schools with a student concentration of 55 percent or less	Schools with a student concentration of greater than 55 percent
Staff-to-student ratio of classified staff providing direct services to students	1:36	
Staff-to-student ratio of certificated staff providing direct services to students	1:13	

2025-26 Total Planned Expenditures Table

LCAP Year	1. Projected LCFF Base Grant (Input Dollar Amount)	2. Projected LCFF Supplemental and/or Concentration Grants (Input Dollar Amount)	3. Projected Percentage to Increase or Improve Services for the Coming School Year (2 divided by 1)	LCFF Carryover — Percentage (Input Percentage from Prior Year)	Total Percentage to Increase or Improve Services for the Coming School Year (3 + Carryover %)
Totals	4,296,672	360,061	8.380%	0.000%	8.380%

Totals	LCFF Funds	Other State Funds	Local Funds	Federal Funds	Total Funds	Total Personnel	Total Non-personnel
Totals	\$4,798,114.23	\$990,223.00	\$0.00	\$142,971.00	\$5,931,308.23	\$4,005,008.23	\$1,926,300.00

Goal #	Action #	Action Title	Student Group(s)	Contributing to Increased or Improved Services?	Scope	Unduplicated Student Group(s)	Location	Time Span	Total Personnel	Total Non-personnel	LCFF Funds	Other State Funds	Local Funds	Federal Funds	Total Funds	Planned Percentage of Improved Services
1	1.1	Exhibitions of Student Learning														
1	1.2	Project-Based Learning Professional Development														
1	1.3	Community Outreach Coordinator	English Learners Foster Youth Low Income	Yes	LEA-wide School wide	English Learners Foster Youth Low Income			\$40,635.28	\$0.00	\$40,635.28				\$40,635.28	
2	2.1	Literacy Professional Development	All	No			All Schools	annual								
2	2.2	Mathematics Professional Development	All	No			All Schools	annual								
2	2.3	Supports and services for EL Students	English Learners	Yes	Limited to Unduplicated Student Group(s)	English Learners		annual	\$41,445.52	\$0.00	\$41,445.52				\$41,445.52	
2	2.4	Math Intervention X-Block	All SED students	No												
2	2.5	Professional development/coaching, particularly around the 2023 Mathematics	All	No			All Schools		\$78,000.00	\$0.00		\$78,000.00			\$78,000.00	

Goal #	Action #	Action Title	Student Group(s)	Contributing to Increased or Improved Services?	Scope	Unduplicated Student Group(s)	Location	Time Span	Total Personnel	Total Non-personnel	LCFF Funds	Other State Funds	Local Funds	Federal Funds	Total Funds	Planned Percentage of Improved Services
		Framework and the ELA/ELD Framework														
2	2.6	Progress monitor math and reading student achievement using the NWEA MAP growth assessment	All	No			All Schools		\$0.00	\$4,239.00		\$4,239.00			\$4,239.00	
2	2.7	Provide support for credit-deficient pupils to complete promotion/graduation and increase college eligibility through summer coursework	All	No			All Schools		\$19,500.00	\$0.00		\$19,500.00			\$19,500.00	
3	3.1	Restorative Practices Implementation	English Learners Foster Youth Low Income	Yes	School wide	English Learners Foster Youth Low Income		annual	\$164,058.73	\$0.00	\$164,058.73				\$164,058.73	
3	3.2	Restorative Practices Professional Learning						annual								
3	3.3	Align actions to results of sense of belonging survey						annual								
4	4.1	Academic support staff	English Learners Foster Youth Low Income	Yes	School wide	English Learners Foster Youth Low Income		annual	\$278,947.70	\$0.00	\$278,947.70				\$278,947.70	
4	4.2	Student Success Teams	All	No			All Schools	annual								
4	4.3	Attendance	All	No			All Schools	annual								
5	5.1	College counseling support	All	No			All Schools	annual								
5	5.2	Community College partnerships	All	No			All Schools	annual								
5	5.3	Reduce summer melt	All	No			All Schools									

Goal #	Action #	Action Title	Student Group(s)	Contributing to Increased or Improved Services?	Scope	Unduplicated Student Group(s)	Location	Time Span	Total Personnel	Total Non-personnel	LCFF Funds	Other State Funds	Local Funds	Federal Funds	Total Funds	Planned Percentage of Improved Services
6	6.1	Safe and inspiring learning spaces	All	No			All Schools		\$3,382,421.00	\$1,922,061.00	\$4,273,027.00	\$888,484.00	\$0.00	\$142,971.00	\$5,304,482.00	

2025-26 Contributing Actions Table

1. Projected LCFF Base Grant	2. Projected LCFF Supplemental and/or Concentration Grants	3. Projected Percentage to Increase or Improve Services for the Coming School Year (2 divided by 1)	LCFF Carryover — Percentage (Percentage from Prior Year)	Total Percentage to Increase or Improve Services for the Coming School Year (3 + Carryover %)	4. Total Planned Contributing Expenditures (LCFF Funds)	5. Total Planned Percentage of Improved Services (%)	Planned Percentage to Increase or Improve Services for the Coming School Year (4 divided by 1, plus 5)	Totals by Type	Total LCFF Funds
4,296,672	360,061	8.380%	0.000%	8.380%	\$525,087.23	0.000%	12.221 %	Total:	\$525,087.23
								LEA-wide Total:	\$40,635.28
								Limited Total:	\$41,445.52
								Schoolwide Total:	\$483,641.71

Goal	Action #	Action Title	Contributing to Increased or Improved Services?	Scope	Unduplicated Student Group(s)	Location	Planned Expenditures for Contributing Actions (LCFF Funds)	Planned Percentage of Improved Services (%)
1	1.3	Community Outreach Coordinator	Yes	LEA-wide Schoolwide	English Learners Foster Youth Low Income		\$40,635.28	
2	2.3	Supports and services for EL Students	Yes	Limited to Unduplicated Student Group(s)	English Learners		\$41,445.52	
3	3.1	Restorative Practices Implementation	Yes	Schoolwide	English Learners Foster Youth Low Income		\$164,058.73	
4	4.1	Academic support staff	Yes	Schoolwide	English Learners Foster Youth Low Income		\$278,947.70	

2024-25 Annual Update Table

Totals	Last Year's Total Planned Expenditures (Total Funds)	Total Estimated Expenditures (Total Funds)
Totals	\$5,425,381.50	\$0.00

Last Year's Goal #	Last Year's Action #	Prior Action/Service Title	Contributed to Increased or Improved Services?	Last Year's Planned Expenditures (Total Funds)	Estimated Actual Expenditures (Input Total Funds)
1	1.1	Exhibitions of Student Learning			
1	1.2	Project-Based Learning Professional Development			
1	1.3	Community Outreach Coordinator	Yes	\$54,144.81	
2	2.1	Literacy Professional Development	No		
2	2.2	Mathematics Professional Development	No		
2	2.3	Supports and services for EL Students	Yes	\$45,647.87	
3	3.1	Restorative Practices Implementation	Yes	\$117,457.82	
3	3.2	Restorative Practices Professional Learning			
3	3.3	Align actions to results of sense of belonging survey			

Last Year's Goal #	Last Year's Action #	Prior Action/Service Title	Contributed to Increased or Improved Services?	Last Year's Planned Expenditures (Total Funds)	Estimated Actual Expenditures (Input Total Funds)
4	4.1	Academic support staff	Yes	\$142,810.00	
4	4.2	Student Success Teams	No		
4	4.3	Attendance	No		
5	5.1	College counseling support	No		
5	5.2	Community College partnerships	No		
5	5.3	Reduce summer melt	No		
6	6.1	Safe and inspiring learning spaces	No	\$5,065,321.00	

2024-25 Contributing Actions Annual Update Table

6. Estimated LCFF Supplemental and/or Concentration Grants (Input Dollar Amount)	4. Total Planned Contributing Expenditures (LCFF Funds)	7. Total Estimated Expenditures for Contributing Actions (LCFF Funds)	Difference Between Planned and Estimated Expenditures for Contributing Actions (Subtract 7 from 4)	5. Total Planned Percentage of Improved Services (%)	8. Total Estimated Percentage of Improved Services (%)	Difference Between Planned and Estimated Percentage of Improved Services (Subtract 5 from 8)
	\$360,060.50	\$0.00	\$0.00	0.000%	0.000%	0.000%

Last Year's Goal #	Last Year's Action #	Prior Action/Service Title	Contributing to Increased or Improved Services?	Last Year's Planned Expenditures for Contributing Actions (LCFF Funds)	Estimated Actual Expenditures for Contributing Actions (Input LCFF Funds)	Planned Percentage of Improved Services	Estimated Actual Percentage of Improved Services (Input Percentage)
1	1.3	Community Outreach Coordinator	Yes	\$54,144.81			
2	2.3	Supports and services for EL Students	Yes	\$45,647.87			
3	3.1	Restorative Practices Implementation	Yes	\$117,457.82			
4	4.1	Academic support staff	Yes	\$142,810.00			

2024-25 LCFF Carryover Table

9. Estimated Actual LCFF Base Grant (Input Dollar Amount)	6. Estimated Actual LCFF Supplemental and/or Concentration Grants	LCFF Carryover — Percentage (Percentage from Prior Year)	10. Total Percentage to Increase or Improve Services for the Current School Year (6 divided by 9 + Carryover %)	7. Total Estimated Actual Expenditures for Contributing Actions (LCFF Funds)	8. Total Estimated Actual Percentage of Improved Services (%)	11. Estimated Actual Percentage of Increased or Improved Services (7 divided by 9, plus 8)	12. LCFF Carryover — Dollar Amount (Subtract 11 from 10 and multiply by 9)	13. LCFF Carryover — Percentage (12 divided by 9)
			0.000%	\$0.00	0.000%	0.000%	\$0.00	0.000%

Local Control and Accountability Plan Instructions

[Plan Summary](#)

[Engaging Educational Partners](#)

[Goals and Actions](#)

[Increased or Improved Services for Foster Youth, English Learners, and Low-Income Students](#)

For additional questions or technical assistance related to the completion of the Local Control and Accountability Plan (LCAP) template, please contact the local county office of education (COE), or the California Department of Education's (CDE's) Local Agency Systems Support Office, by phone at 916-319-0809 or by email at LCFF@cde.ca.gov.

Introduction and Instructions

The Local Control Funding Formula (LCFF) requires local educational agencies (LEAs) to engage their local educational partners in an annual planning process to evaluate their progress within eight state priority areas encompassing all statutory metrics (COEs have 10 state priorities). LEAs document the results of this planning process in the LCAP using the template adopted by the State Board of Education.

The LCAP development process serves three distinct, but related functions:

- **Comprehensive Strategic Planning:** The process of developing and annually updating the LCAP supports comprehensive strategic planning, particularly to address and reduce disparities in opportunities and outcomes between student groups indicated by the California School Dashboard (California Education Code [EC] Section 52064[e][1]). Strategic planning that is comprehensive connects budgetary decisions to teaching and learning performance data. LEAs should continually evaluate the hard choices they make about the use of limited resources to meet student and community needs to ensure opportunities and outcomes are improved for all students.
- **Meaningful Engagement of Educational Partners:** The LCAP development process should result in an LCAP that reflects decisions made through meaningful engagement (EC Section 52064[e][1]). Local educational partners possess valuable perspectives and insights about an LEA's programs and services. Effective strategic planning will incorporate these perspectives and insights in order to identify potential goals and actions to be included in the LCAP.
- **Accountability and Compliance:** The LCAP serves an important accountability function because the nature of some LCAP template sections require LEAs to show that they have complied with various requirements specified in the LCFF statutes and regulations, most notably:
 - Demonstrating that LEAs are increasing or improving services for foster youth, English learners, including long-term English learners, and low-income students in proportion to the amount of additional funding those students generate under LCFF (EC Section 52064[b][4-6]).
 - Establishing goals, supported by actions and related expenditures, that address the statutory priority areas and statutory metrics (EC sections 52064[b][1] and [2]).
 - **NOTE:** As specified in EC Section 62064(b)(1), the LCAP must provide a description of the annual goals, for all pupils and each subgroup of pupils identified pursuant to EC Section 52052, to be achieved for each of the state priorities. Beginning in 2023–24, EC

Section 52052 identifies long-term English learners as a separate and distinct pupil subgroup with a numerical significance at 15 students.

- Annually reviewing and updating the LCAP to reflect progress toward the goals (EC Section 52064[b][7]).
- Ensuring that all increases attributable to supplemental and concentration grant calculations, including concentration grant add-on funding and/or LCFF carryover, are reflected in the LCAP (EC sections 52064[b][6], [8], and [11]).

The LCAP template, like each LEA's final adopted LCAP, is a document, not a process. LEAs must use the template to memorialize the outcome of their LCAP development process, which must: (a) reflect comprehensive strategic planning, particularly to address and reduce disparities in opportunities and outcomes between student groups indicated by the California School Dashboard (Dashboard), (b) through meaningful engagement with educational partners that (c) meets legal requirements, as reflected in the final adopted LCAP. The sections included within the LCAP template do not and cannot reflect the full development process, just as the LCAP template itself is not intended as a tool for engaging educational partners.

If a county superintendent of schools has jurisdiction over a single school district, the county board of education and the governing board of the school district may adopt and file for review and approval a single LCAP consistent with the requirements in EC sections 52060, 52062, 52066, 52068, and 52070. The LCAP must clearly articulate to which entity's budget (school district or county superintendent of schools) all budgeted and actual expenditures are aligned.

The revised LCAP template for the 2024–25, 2025–26, and 2026–27 school years reflects statutory changes made through Senate Bill 114 (Committee on Budget and Fiscal Review), Chapter 48, Statutes of 2023 and Senate Bill 153, Chapter 38, Statutes of 2024.

At its most basic, the adopted LCAP should attempt to distill not just what the LEA is doing for students in transitional kindergarten through grade twelve (TK–12), but also allow educational partners to understand why, and whether those strategies are leading to improved opportunities and outcomes for students. LEAs are strongly encouraged to use language and a level of detail in their adopted LCAPs intended to be meaningful and accessible for the LEA's diverse educational partners and the broader public.

In developing and finalizing the LCAP for adoption, LEAs are encouraged to keep the following overarching frame at the forefront of the strategic planning and educational partner engagement functions:

Given present performance across the state priorities and on indicators in the Dashboard, how is the LEA using its budgetary resources to respond to TK–12 student and community needs, and address any performance gaps, including by meeting its obligation to increase or improve services for foster youth, English learners, and low-income students?

LEAs are encouraged to focus on a set of metrics and actions which, based on research, experience, and input gathered from educational partners, the LEA believes will have the biggest impact on behalf of its TK–12 students.

These instructions address the requirements for each section of the LCAP but may include information about effective practices when developing the LCAP and completing the LCAP document. Additionally, the beginning of each template section includes information emphasizing the purpose that section serves.

Plan Summary

Purpose

A well-developed Plan Summary section provides a meaningful context for the LCAP. This section provides information about an LEA's community as well as relevant information about student needs and performance. In order to present a meaningful context for the rest of the LCAP, the content of this section should be clearly and meaningfully related to the content included throughout each subsequent section of the LCAP.

Requirements and Instructions

General Information

A description of the LEA, its schools, and its students in grades transitional kindergarten–12, as applicable to the LEA. LEAs may also provide information about their strategic plan, vision, etc.

Briefly describe the LEA, its schools, and its students in grades TK–12, as applicable to the LEA.

- For example, information about an LEA in terms of geography, enrollment, employment, the number and size of specific schools, recent community challenges, and other such information the LEA may wish to include can enable a reader to more fully understand the LEA's LCAP.
- LEAs may also provide information about their strategic plan, vision, etc.
- As part of this response, identify all schools within the LEA receiving Equity Multiplier funding.

Reflections: Annual Performance

A reflection on annual performance based on a review of the California School Dashboard (Dashboard) and local data.

Reflect on the LEA's annual performance on the Dashboard and local data. This may include both successes and challenges identified by the LEA during the development process.

LEAs are encouraged to highlight how they are addressing the identified needs of student groups, and/or schools within the LCAP as part of this response.

As part of this response, the LEA must identify the following, which will remain unchanged during the three-year LCAP cycle:

- Any school within the LEA that received the lowest performance level on one or more state indicators on the 2023 Dashboard;
- Any student group within the LEA that received the lowest performance level on one or more state indicators on the 2023 Dashboard; and/or
- Any student group within a school within the LEA that received the lowest performance level on one or more state indicators on the 2023 Dashboard.

EC Section 52064.4 requires that an LEA that has unexpended Learning Recovery Emergency Block Grant (LREBG) funds must include one or more actions funded with LREBG funds within the 2025-26, 2026-27 and 2027-28 LCAPs, as applicable to the LEA. To implement the requirements of EC Section 52064.4, all LEAs must do the following:

- For the 2025–26, 2026–27, and 2027–28 LCAP years, identify whether or not the LEA has unexpended LREBG funds for the applicable LCAP year.
 - If the LEA has unexpended LREBG funds the LEA must provide the following:
 - The goal and action number for each action that will be funded, either in whole or in part, with LREBG funds; and
 - An explanation of the rationale for selecting each action funded with LREBG funds. This explanation must include:
 - An explanation of how the action is aligned with the allowable uses of funds identified in [EC Section 32526\(c\)\(2\)](#); and
 - An explanation of how the action is expected to address the area(s) of need of students and schools identified in the needs assessment required by [EC Section 32526\(d\)](#).
 - For information related to the allowable uses of funds and the required needs assessment, please see the Program Information tab on the [LREBG Program Information](#) web page.
 - Actions may be grouped together for purposes of these explanations.
 - The LEA may provide these explanations as part of the action description rather than as part of the Reflections: Annual Performance.
 - If the LEA does not have unexpended LREBG funds, the LEA is not required to conduct the needs assessment required by EC Section 32526(d), to provide the information identified above or to include actions funded with LREBG funds within the 2025-26, 2026-27 and 2027-28 LCAPs.

Reflections: Technical Assistance

As applicable, a summary of the work underway as part of technical assistance.

Annually identify the reason(s) the LEA is eligible for or has requested technical assistance consistent with EC sections 47607.3, 52071, 52071.5, 52072, or 52072.5, and provide a summary of the work underway as part of receiving technical assistance. The most common form of this technical assistance is frequently referred to as Differentiated Assistance, however this also includes LEAs that have requested technical assistance from their COE.

- If the LEA is not eligible for or receiving technical assistance, the LEA may respond to this prompt as “Not Applicable.”

Comprehensive Support and Improvement

An LEA with a school or schools identified for comprehensive support and improvement (CSI) under the Every Student Succeeds Act must respond to the following prompts:

Schools Identified

A list of the schools in the LEA that are eligible for comprehensive support and improvement.

- Identify the schools within the LEA that have been identified for CSI.

Support for Identified Schools

A description of how the LEA has or will support its eligible schools in developing comprehensive support and improvement plans.

- Describe how the LEA has or will support the identified schools in developing CSI plans that included a school-level needs assessment, evidence-based interventions, and the identification of any resource inequities to be addressed through the implementation of the CSI plan.

Monitoring and Evaluating Effectiveness

A description of how the LEA will monitor and evaluate the plan to support student and school improvement.

- Describe how the LEA will monitor and evaluate the implementation and effectiveness of the CSI plan to support student and school improvement.

Engaging Educational Partners

Purpose

Significant and purposeful engagement of parents, students, educators, and other educational partners, including those representing the student groups identified by LCFF, is critical to the development of the LCAP and the budget process. Consistent with statute, such engagement should support comprehensive strategic planning, particularly to address and reduce disparities in opportunities and outcomes between student groups indicated by the Dashboard, accountability, and improvement across the state priorities and locally identified priorities (EC Section 52064[e][1]). Engagement of educational partners is an ongoing, annual process.

This section is designed to reflect how the engagement of educational partners influenced the decisions reflected in the adopted LCAP. The goal is to allow educational partners that participated in the LCAP development process and the broader public to understand how the LEA engaged educational partners and the impact of that engagement. LEAs are encouraged to keep this goal in the forefront when completing this section.

Requirements

Requirements

School districts and COEs: [EC Section 52060\(g\)](#) and [EC Section 52066\(g\)](#) specify the educational partners that must be consulted when developing the LCAP:

- Teachers,

- Principals,
- Administrators,
- Other school personnel,
- Local bargaining units of the LEA,
- Parents, and
- Students

A school district or COE receiving Equity Multiplier funds must also consult with educational partners at schools generating Equity Multiplier funds in the development of the LCAP, specifically, in the development of the required focus goal for each applicable school.

Before adopting the LCAP, school districts and COEs must share it with the applicable committees, as identified below under Requirements and Instructions. The superintendent is required by statute to respond in writing to the comments received from these committees. School districts and COEs must also consult with the special education local plan area administrator(s) when developing the LCAP.

Charter schools: [EC Section 47606.5\(d\)](#) requires that the following educational partners be consulted with when developing the LCAP:

- Teachers,
- Principals,
- Administrators,
- Other school personnel,
- Parents, and
- Students

A charter school receiving Equity Multiplier funds must also consult with educational partners at the school generating Equity Multiplier funds in the development of the LCAP, specifically, in the development of the required focus goal for the school.

The LCAP should also be shared with, and LEAs should request input from, schoolsite-level advisory groups, as applicable (e.g., schoolsite councils, English Learner Advisory Councils, student advisory groups, etc.), to facilitate alignment between schoolsite and district-level goals. Information and resources that support effective engagement, define student consultation, and provide the requirements for advisory group composition, can be found under Resources on the [CDE's LCAP webpage](#).

Before the governing board/body of an LEA considers the adoption of the LCAP, the LEA must meet the following legal requirements:

- For school districts, see [Education Code Section 52062](#);
 - **Note:** Charter schools using the LCAP as the School Plan for Student Achievement must meet the requirements of *EC* Section 52062(a).
- For COEs, see [Education Code Section 52068](#); and
- For charter schools, see [Education Code Section 47606.5](#).

- **NOTE:** As a reminder, the superintendent of a school district or COE must respond, in writing, to comments received by the applicable committees identified in the *Education Code* sections listed above. This includes the parent advisory committee and may include the English learner parent advisory committee and, as of July 1, 2024, the student advisory committee, as applicable.

Instructions

Respond to the prompts as follows:

A summary of the process used to engage educational partners in the development of the LCAP.

School districts and county offices of education must, at a minimum, consult with teachers, principals, administrators, other school personnel, local bargaining units, parents, and students in the development of the LCAP.

Charter schools must, at a minimum, consult with teachers, principals, administrators, other school personnel, parents, and students in the development of the LCAP.

An LEA receiving Equity Multiplier funds must also consult with educational partners at schools generating Equity Multiplier funds in the development of the LCAP, specifically, in the development of the required focus goal for each applicable school.

Complete the table as follows:

Educational Partners

Identify the applicable educational partner(s) or group(s) that were engaged in the development of the LCAP.

Process for Engagement

Describe the engagement process used by the LEA to involve the identified educational partner(s) in the development of the LCAP. At a minimum, the LEA must describe how it met its obligation to consult with all statutorily required educational partners, as applicable to the type of LEA.

- A sufficient response to this prompt must include general information about the timeline of the process and meetings or other engagement strategies with educational partners. A response may also include information about an LEA's philosophical approach to engaging its educational partners.
- An LEA receiving Equity Multiplier funds must also include a summary of how it consulted with educational partners at schools generating Equity Multiplier funds in the development of the LCAP, specifically, in the development of the required focus goal for each applicable school.

A description of how the adopted LCAP was influenced by the feedback provided by educational partners.

Describe any goals, metrics, actions, or budgeted expenditures in the LCAP that were influenced by or developed in response to the educational partner feedback.

- A sufficient response to this prompt will provide educational partners and the public with clear, specific information about how the engagement process influenced the development of the LCAP. This may include a description of how the LEA prioritized requests of educational partners within the context of the budgetary resources available or otherwise prioritized areas of focus within the LCAP.
- An LEA receiving Equity Multiplier funds must include a description of how the consultation with educational partners at schools generating Equity Multiplier funds influenced the development of the adopted LCAP.
- For the purposes of this prompt, this may also include, but is not necessarily limited to:
 - Inclusion of a goal or decision to pursue a Focus Goal (as described below)
 - Inclusion of metrics other than the statutorily required metrics
 - Determination of the target outcome on one or more metrics
 - Inclusion of performance by one or more student groups in the Measuring and Reporting Results subsection
 - Inclusion of action(s) or a group of actions
 - Elimination of action(s) or group of actions
 - Changes to the level of proposed expenditures for one or more actions
 - Inclusion of action(s) as contributing to increased or improved services for unduplicated students
 - Analysis of effectiveness of the specific actions to achieve the goal
 - Analysis of material differences in expenditures
 - Analysis of changes made to a goal for the ensuing LCAP year based on the annual update process
 - Analysis of challenges or successes in the implementation of actions

Goals and Actions

Purpose

Well-developed goals will clearly communicate to educational partners what the LEA plans to accomplish, what the LEA plans to do in order to accomplish the goal, and how the LEA will know when it has accomplished the goal. A goal statement, associated metrics and expected outcomes, and the actions included in the goal must be in alignment. The explanation for why the LEA included a goal is an opportunity for LEAs to clearly communicate to educational partners and the public why, among the various strengths and areas for improvement highlighted by performance data and strategies and actions that could be pursued, the LEA decided to pursue this goal, and the related metrics, expected outcomes, actions, and expenditures.

A well-developed goal can be focused on the performance relative to a metric or metrics for all students, a specific student group(s), narrowing performance gaps, or implementing programs or strategies expected to impact outcomes. LEAs should assess the performance of their student groups when developing goals and the related actions to achieve such goals.

Requirements and Instructions

LEAs should prioritize the goals, specific actions, and related expenditures included within the LCAP within one or more state priorities. LEAs must consider performance on the state and local indicators, including their locally collected and reported data for the local indicators that are included in the Dashboard, in determining whether and how to prioritize its goals within the LCAP. As previously stated, strategic planning that

is comprehensive connects budgetary decisions to teaching and learning performance data. LEAs should continually evaluate the hard choices they make about the use of limited resources to meet student and community needs to ensure opportunities and outcomes are improved for all students, and to address and reduce disparities in opportunities and outcomes between student groups indicated by the Dashboard.

In order to support prioritization of goals, the LCAP template provides LEAs with the option of developing three different kinds of goals:

- Focus Goal: A Focus Goal is relatively more concentrated in scope and may focus on a fewer number of metrics to measure improvement. A Focus Goal statement will be time bound and make clear how the goal is to be measured.
 - All Equity Multiplier goals must be developed as focus goals. For additional information, see Required Focus Goal(s) for LEAs Receiving Equity Multiplier Funding below.
- Broad Goal: A Broad Goal is relatively less concentrated in its scope and may focus on improving performance across a wide range of metrics.
- Maintenance of Progress Goal: A Maintenance of Progress Goal includes actions that may be ongoing without significant changes and allows an LEA to track performance on any metrics not addressed in the other goals of the LCAP.

Requirement to Address the LCFF State Priorities

At a minimum, the LCAP must address all LCFF priorities and associated metrics articulated in *EC* sections 52060(d) and 52066(d), as applicable to the LEA. The [LCFF State Priorities Summary](#) provides a summary of *EC* sections 52060(d) and 52066(d) to aid in the development of the LCAP.

Respond to the following prompts, as applicable:

Focus Goal(s)

Description

The description provided for a Focus Goal must be specific, measurable, and time bound.

- An LEA develops a Focus Goal to address areas of need that may require or benefit from a more specific and data intensive approach.
- The Focus Goal can explicitly reference the metric(s) by which achievement of the goal will be measured and the time frame according to which the LEA expects to achieve the goal.

Type of Goal

Identify the type of goal being implemented as a Focus Goal.

State Priorities addressed by this goal.

Identify each of the state priorities that this goal is intended to address.

An explanation of why the LEA has developed this goal.

Explain why the LEA has chosen to prioritize this goal.

- An explanation must be based on Dashboard data or other locally collected data.
- LEAs must describe how the LEA identified this goal for focused attention, including relevant consultation with educational partners.
- LEAs are encouraged to promote transparency and understanding around the decision to pursue a focus goal.

Required Focus Goal(s) for LEAs Receiving Equity Multiplier Funding

Description

LEAs receiving Equity Multiplier funding must include one or more focus goals for each school generating Equity Multiplier funding. In addition to addressing the focus goal requirements described above, LEAs must adhere to the following requirements.

Focus goals for Equity Multiplier schoolsites must address the following:

- (A) All student groups that have the lowest performance level on one or more state indicators on the Dashboard, and
- (B) Any underlying issues in the credentialing, subject matter preparation, and retention of the school’s educators, if applicable.
- Focus Goals for each and every Equity Multiplier schoolsite must identify specific metrics for each identified student group, as applicable.
- An LEA may create a single goal for multiple Equity Multiplier schoolsites if those schoolsites have the same student group(s) performing at the lowest performance level on one or more state indicators on the Dashboard or, experience similar issues in the credentialing, subject matter preparation, and retention of the school’s educators.
 - When creating a single goal for multiple Equity Multiplier schoolsites, the goal must identify the student groups and the performance levels on the Dashboard that the Focus Goal is addressing; or,
 - The common issues the schoolsites are experiencing in credentialing, subject matter preparation, and retention of the school’s educators, if applicable.

Type of Goal

Identify the type of goal being implemented as an Equity Multiplier Focus Goal.

State Priorities addressed by this goal.

Identify each of the state priorities that this goal is intended to address.

An explanation of why the LEA has developed this goal.

Explain why the LEA has chosen to prioritize this goal.

- An explanation must be based on Dashboard data or other locally collected data.
- LEAs must describe how the LEA identified this goal for focused attention, including relevant consultation with educational partners.
- LEAs are encouraged to promote transparency and understanding around the decision to pursue a focus goal.
- In addition to this information, the LEA must also identify:
 - The school or schools to which the goal applies

LEAs are encouraged to approach an Equity Multiplier goal from a wholistic standpoint, considering how the goal might maximize student outcomes through the use of LCFF and other funding in addition to Equity Multiplier funds.

- Equity Multiplier funds must be used to supplement, not supplant, funding provided to Equity Multiplier schoolsites for purposes of the LCFF, the Expanded Learning Opportunities Program (ELO-P), the Literacy Coaches and Reading Specialists (LCRS) Grant Program, and/or the California Community Schools Partnership Program (CCSPP).
- This means that Equity Multiplier funds must not be used to replace funding that an Equity Multiplier schoolsite would otherwise receive to implement LEA-wide actions identified in the LCAP or that an Equity Multiplier schoolsite would otherwise receive to implement provisions of the ELO-P, the LCRS, and/or the CCSPP.

Note: [EC Section 42238.024\(b\)\(1\)](#) requires that Equity Multiplier funds be used for the provision of evidence-based services and supports for students. Evidence-based services and supports are based on objective evidence that has informed the design of the service or support and/or guides the modification of those services and supports. Evidence-based supports and strategies are most commonly based on educational research and/or metrics of LEA, school, and/or student performance.

Broad Goal

Description

Describe what the LEA plans to achieve through the actions included in the goal.

- The description of a broad goal will be clearly aligned with the expected measurable outcomes included for the goal.

- The goal description organizes the actions and expected outcomes in a cohesive and consistent manner.
- A goal description is specific enough to be measurable in either quantitative or qualitative terms. A broad goal is not as specific as a focus goal. While it is specific enough to be measurable, there are many different metrics for measuring progress toward the goal.

Type of Goal

Identify the type of goal being implemented as a Broad Goal.

State Priorities addressed by this goal.

Identify each of the state priorities that this goal is intended to address.

An explanation of why the LEA has developed this goal.

Explain why the LEA developed this goal and how the actions and metrics grouped together will help achieve the goal.

Maintenance of Progress Goal

Description

Describe how the LEA intends to maintain the progress made in the LCFF State Priorities not addressed by the other goals in the LCAP.

- Use this type of goal to address the state priorities and applicable metrics not addressed within the other goals in the LCAP.
- The state priorities and metrics to be addressed in this section are those for which the LEA, in consultation with educational partners, has determined to maintain actions and monitor progress while focusing implementation efforts on the actions covered by other goals in the LCAP.

Type of Goal

Identify the type of goal being implemented as a Maintenance of Progress Goal.

State Priorities addressed by this goal.

Identify each of the state priorities that this goal is intended to address.

An explanation of why the LEA has developed this goal.

Explain how the actions will sustain the progress exemplified by the related metrics.

Measuring and Reporting Results:

For each LCAP year, identify the metric(s) that the LEA will use to track progress toward the expected outcomes.

- LEAs must identify metrics for specific student groups, as appropriate, including expected outcomes that address and reduce disparities in outcomes between student groups.
- The metrics may be quantitative or qualitative; but at minimum, an LEA’s LCAP must include goals that are measured using all of the applicable metrics for the related state priorities, in each LCAP year, as applicable to the type of LEA.
- To the extent a state priority does not specify one or more metrics (e.g., implementation of state academic content and performance standards), the LEA must identify a metric to use within the LCAP. For these state priorities, LEAs are encouraged to use metrics based on or reported through the relevant local indicator self-reflection tools within the Dashboard.
- **Required metrics for LEA-wide actions:** For each action identified as 1) contributing towards the requirement to increase or improve services for foster youth, English learners, including long-term English learners, and low-income students and 2) being provided on an LEA-wide basis, the LEA must identify one or more metrics to monitor the effectiveness of the action and its budgeted expenditures.
 - These required metrics may be identified within the action description or the first prompt in the increased or improved services section, however the description must clearly identify the metric(s) being used to monitor the effectiveness of the action and the action(s) that the metric(s) apply to.
- **Required metrics for Equity Multiplier goals:** For each Equity Multiplier goal, the LEA must identify:
 - The specific metrics for each identified student group at each specific schoolsite, as applicable, to measure the progress toward the goal, and/or
 - The specific metrics used to measure progress in meeting the goal related to credentialing, subject matter preparation, or educator retention at each specific schoolsite.
- **Required metrics for actions supported by LREBG funds:** To implement the requirements of *EC* Section 52064.4, LEAs with unexpended LREBG funds must include at least one metric to monitor the impact of each action funded with LREBG funds included in the goal.
 - The metrics being used to monitor the impact of each action funded with LREBG funds are not required to be new metrics; they may be metrics that are already being used to measure progress towards goals and actions included in the LCAP.

Complete the table as follows:

Metric #
<ul style="list-style-type: none"> • Enter the metric number.
Metric

- Identify the standard of measure being used to determine progress towards the goal and/or to measure the effectiveness of one or more actions associated with the goal.

Baseline

- Enter the baseline when completing the LCAP for 2024–25.
 - Use the most recent data associated with the metric available at the time of adoption of the LCAP for the first year of the three-year plan. LEAs may use data as reported on the 2023 Dashboard for the baseline of a metric only if that data represents the most recent available data (e.g., high school graduation rate).
 - Using the most recent data available may involve reviewing data the LEA is preparing for submission to the California Longitudinal Pupil Achievement Data System (CALPADS) or data that the LEA has recently submitted to CALPADS.
 - Indicate the school year to which the baseline data applies.
 - The baseline data must remain unchanged throughout the three-year LCAP.
 - This requirement is not intended to prevent LEAs from revising the baseline data if it is necessary to do so. For example, if an LEA identifies that its data collection practices for a particular metric are leading to inaccurate data and revises its practice to obtain accurate data, it would also be appropriate for the LEA to revise the baseline data to align with the more accurate data process and report its results using the accurate data.
 - If an LEA chooses to revise its baseline data, then, at a minimum, it must clearly identify the change as part of its response to the description of changes prompt in the Goal Analysis for the goal. LEAs are also strongly encouraged to involve their educational partners in the decision of whether or not to revise a baseline and to communicate the proposed change to their educational partners.
 - Note for Charter Schools: Charter schools developing a one- or two-year LCAP may identify a new baseline each year, as applicable.

Year 1 Outcome

- When completing the LCAP for 2025–26, enter the most recent data available. Indicate the school year to which the data applies.
 - Note for Charter Schools: Charter schools developing a one-year LCAP may provide the Year 1 Outcome when completing the LCAP for both 2025–26 and 2026–27 or may provide the Year 1 Outcome for 2025–26 and provide the Year 2 Outcome for 2026–27.

Year 2 Outcome

- When completing the LCAP for 2026–27, enter the most recent data available. Indicate the school year to which the data applies.

- Note for Charter Schools: Charter schools developing a one-year LCAP may identify the Year 2 Outcome as not applicable when completing the LCAP for 2026–27 or may provide the Year 2 Outcome for 2026–27.

Target for Year 3 Outcome

- When completing the first year of the LCAP, enter the target outcome for the relevant metric the LEA expects to achieve by the end of the three-year LCAP cycle.
 - Note for Charter Schools: Charter schools developing a one- or two-year LCAP may identify a Target for Year 1 or Target for Year 2, as applicable.

Current Difference from Baseline

- When completing the LCAP for 2025–26 and 2026–27, enter the current difference between the baseline and the yearly outcome, as applicable.
 - Note for Charter Schools: Charter schools developing a one- or two-year LCAP will identify the current difference between the baseline and the yearly outcome for Year 1 and/or the current difference between the baseline and the yearly outcome for Year 2, as applicable.

Timeline for school districts and COEs for completing the “**Measuring and Reporting Results**” part of the Goal.

Metric	Baseline	Year 1 Outcome	Year 2 Outcome	Target for Year 3 Outcome	Current Difference from Baseline
Enter information in this box when completing the LCAP for 2024–25 or when adding a new metric.	Enter information in this box when completing the LCAP for 2024–25 or when adding a new metric.	Enter information in this box when completing the LCAP for 2025–26 . Leave blank until then.	Enter information in this box when completing the LCAP for 2026–27 . Leave blank until then.	Enter information in this box when completing the LCAP for 2024–25 or when adding a new metric.	Enter information in this box when completing the LCAP for 2025–26 and 2026–27 . Leave blank until then.

Goal Analysis:

Enter the LCAP Year.

Using actual annual measurable outcome data, including data from the Dashboard, analyze whether the planned actions were effective towards achieving the goal. “Effective” means the degree to which the planned actions were successful in producing the target result. Respond to the prompts as instructed.

Note: When completing the 2024–25 LCAP, use the 2023–24 Local Control and Accountability Plan Annual Update template to complete the Goal Analysis and identify the Goal Analysis prompts in the 2024–25 LCAP as “Not Applicable.”

A description of overall implementation, including any substantive differences in planned actions and actual implementation of these actions, and any relevant challenges and successes experienced with implementation.

- Describe the overall implementation of the actions to achieve the articulated goal, including relevant challenges and successes experienced with implementation.
 - Include a discussion of relevant challenges and successes experienced with the implementation process.
 - This discussion must include any instance where the LEA did not implement a planned action or implemented a planned action in a manner that differs substantively from how it was described in the adopted LCAP.

An explanation of material differences between Budgeted Expenditures and Estimated Actual Expenditures and/or Planned Percentages of Improved Services and Estimated Actual Percentages of Improved Services.

- Explain material differences between Budgeted Expenditures and Estimated Actual Expenditures and between the Planned Percentages of Improved Services and Estimated Actual Percentages of Improved Services, as applicable. Minor variances in expenditures or percentages do not need to be addressed, and a dollar-for-dollar accounting is not required.

A description of the effectiveness or ineffectiveness of the specific actions to date in making progress toward the goal.

- Describe the effectiveness or ineffectiveness of the specific actions to date in making progress toward the goal. “Effectiveness” means the degree to which the actions were successful in producing the target result and “ineffectiveness” means that the actions did not produce any significant or targeted result.
 - In some cases, not all actions in a goal will be intended to improve performance on all of the metrics associated with the goal.
 - When responding to this prompt, LEAs may assess the effectiveness of a single action or group of actions within the goal in the context of performance on a single metric or group of specific metrics within the goal that are applicable to the action(s). Grouping actions with metrics will allow for more robust analysis of whether the strategy the LEA is using to impact a specified set of metrics is working and increase transparency for educational partners. LEAs are encouraged to use such an approach when goals include multiple actions and metrics that are not closely associated.
 - Beginning with the development of the 2024–25 LCAP, the LEA must change actions that have not proven effective over a three-year period.

A description of any changes made to the planned goal, metrics, target outcomes, or actions for the coming year that resulted from reflections on prior practice.

- Describe any changes made to this goal, expected outcomes, metrics, or actions to achieve this goal as a result of this analysis and analysis of the data provided in the Dashboard or other local data, as applicable.
 - As noted above, beginning with the development of the 2024–25 LCAP, the LEA must change actions that have not proven effective over a three-year period. For actions that have been identified as ineffective, the LEA must identify the ineffective action and must include a description of the following:

- The reasons for the ineffectiveness, and
- How changes to the action will result in a new or strengthened approach.

Actions:

Complete the table as follows. Add additional rows as necessary.

Action

- Enter the action number.

Title

- Provide a short title for the action. This title will also appear in the action tables.

Description

- Provide a brief description of the action.
 - For actions that contribute to meeting the increased or improved services requirement, the LEA may include an explanation of how each action is principally directed towards and effective in meeting the LEA's goals for unduplicated students, as described in the instructions for the Increased or Improved Services for Foster Youth, English Learners, and Low-Income Students section.
 - As previously noted, for each action identified as 1) contributing towards the requirement to increase or improve services for foster youth, English learners, including long-term English learners, and low-income students and 2) being provided on an LEA-wide basis, the LEA must identify one or more metrics to monitor the effectiveness of the action and its budgeted expenditures.
 - These required metrics may be identified within the action description or the first prompt in the increased or improved services section; however, the description must clearly identify the metric(s) being used to monitor the effectiveness of the action and the action(s) that the metric(s) apply to.

Total Funds

- Enter the total amount of expenditures associated with this action. Budgeted expenditures from specific fund sources will be provided in the action tables.

Contributing

- Indicate whether the action contributes to meeting the increased or improved services requirement as described in the Increased or Improved Services section using a “Y” for Yes or an “N” for No.
 - **Note:** for each such contributing action, the LEA will need to provide additional information in the Increased or Improved Services section to address the requirements in *California Code of Regulations*, Title 5 [5 CCR] Section 15496 in the Increased or Improved Services section of the LCAP.

Actions for Foster Youth: School districts, COEs, and charter schools that have a numerically significant foster youth student subgroup are encouraged to include specific actions in the LCAP designed to meet needs specific to foster youth students.

Required Actions

For English Learners and Long-Term English Learners

- LEAs with 30 or more English learners and/or 15 or more long-term English learners must include specific actions in the LCAP related to, at a minimum:
 - Language acquisition programs, as defined in *EC* Section 306, provided to students, and
 - Professional development for teachers.
 - If an LEA has both 30 or more English learners and 15 or more long-term English learners, the LEA must include actions for both English learners and long-term English learners.

For Technical Assistance

- LEAs eligible for technical assistance pursuant to *EC* sections 47607.3, 52071, 52071.5, 52072, or 52072.5, must include specific actions within the LCAP related to its implementation of the work underway as part of technical assistance. The most common form of this technical assistance is frequently referred to as Differentiated Assistance.

For Lowest Performing Dashboard Indicators

- LEAs that have Red Dashboard indicators for (1) a school within the LEA, (2) a student group within the LEA, and/or (3) a student group within any school within the LEA must include one or more specific actions within the LCAP:
 - The specific action(s) must be directed towards the identified student group(s) and/or school(s) and must address the identified state indicator(s) for which the student group or school received the lowest performance level on the 2023 Dashboard. Each student group and/or school that receives the lowest performance level on the 2023 Dashboard must be addressed by one or more actions.
 - These required actions will be effective for the three-year LCAP cycle.

For LEAs With Unexpended LREBG Funds

- To implement the requirements of *EC* Section 52064.4, LEAs with unexpended LREBG funds must include one or more actions supported with LREBG funds within the 2025–26, 2026–27, and 2027–28 LCAPs, as applicable to the LEA. Actions funded with LREBG funds must remain in the LCAP until the LEA has expended the remainder of its LREBG funds, after which time the actions may be removed from the LCAP.
 - Prior to identifying the actions included in the LCAP the LEA is required to conduct a needs assessment pursuant to [EC Section 32526\(d\)](#). For information related to the required needs assessment please see the Program Information tab on the [LREBG](#)

[Program Information](#) web page. Additional information about the needs assessment and evidence-based resources for the LREBG may be found on the [California Statewide System of Support LREBG Resources](#) web page. The required LREBG needs assessment may be part of the LEAs regular needs assessment for the LCAP if it meets the requirements of *EC* Section 32526(d).

- School districts receiving technical assistance and COEs providing technical assistance are encouraged to use the technical assistance process to support the school district in conducting the required needs assessment, the selection of actions funded by the LREBG and/or the evaluation of implementation of the actions required as part of the LCAP annual update process.
- As a reminder, LREBG funds must be used to implement one or more of the purposes articulated in [EC Section 32526\(c\)\(2\)](#).
- LEAs with unexpended LREBG funds must include one or more actions supported by LREBG funds within the LCAP. For each action supported by LREBG funding the action description must:
 - Identify the action as an LREBG action;
 - Include an explanation of how research supports the selected action;
 - Identify the metric(s) being used to monitor the impact of the action; and
 - Identify the amount of LREBG funds being used to support the action.

Increased or Improved Services for Foster Youth, English Learners, and Low-Income Students

Purpose

A well-written Increased or Improved Services section provides educational partners with a comprehensive description, within a single dedicated section, of how an LEA plans to increase or improve services for its unduplicated students as defined in *EC* Section 42238.02 in grades TK–12 as compared to all students in grades TK–12, as applicable, and how LEA-wide or schoolwide actions identified for this purpose meet regulatory requirements. Descriptions provided should include sufficient detail yet be sufficiently succinct to promote a broader understanding of educational partners to facilitate their ability to provide input. An LEA’s description in this section must align with the actions included in the Goals and Actions section as contributing.

Please Note: For the purpose of meeting the Increased or Improved Services requirement and consistent with *EC* Section 42238.02, long-term English learners are included in the English learner student group.

Statutory Requirements

An LEA is required to demonstrate in its LCAP how it is increasing or improving services for its students who are foster youth, English learners, and/or low-income, collectively referred to as unduplicated students, as compared to the services provided to all students in proportion to the increase in funding it receives based on the number and concentration of unduplicated students in the LEA (*EC* Section 42238.07[a][1], *EC*

Section 52064[b][8][B]; 5 CCR Section 15496[a]). This proportionality percentage is also known as the “minimum proportionality percentage” or “MPP.” The manner in which an LEA demonstrates it is meeting its MPP is two-fold: (1) through the expenditure of LCFF funds or through the identification of a Planned Percentage of Improved Services as documented in the Contributing Actions Table, and (2) through the explanations provided in the Increased or Improved Services for Foster Youth, English Learners, and Low-Income Students section.

To improve services means to grow services in quality and to increase services means to grow services in quantity. Services are increased or improved by those actions in the LCAP that are identified in the Goals and Actions section as contributing to the increased or improved services requirement, whether they are provided across the entire LEA (LEA-wide action), provided to an entire school (Schoolwide action), or solely provided to one or more unduplicated student group(s) (Limited action).

Therefore, for *any* action contributing to meet the increased or improved services requirement, the LEA must include an explanation of:

- How the action is increasing or improving services for the unduplicated student group(s) (Identified Needs and Action Design), and
- How the action meets the LEA's goals for its unduplicated pupils in the state and any local priority areas (Measurement of Effectiveness).

LEA-wide and Schoolwide Actions

In addition to the above required explanations, LEAs must provide a justification for why an LEA-wide or Schoolwide action is being provided to all students and how the action is intended to improve outcomes for unduplicated student group(s) as compared to all students.

- Conclusory statements that a service will help achieve an expected outcome for the goal, without an explicit connection or further explanation as to how, are not sufficient.
- Further, simply stating that an LEA has a high enrollment percentage of a specific student group or groups does not meet the increased or improved services standard because enrolling students is not the same as serving students.

For School Districts Only

Actions provided on an **LEA-wide** basis at **school districts with an unduplicated pupil percentage of less than 55 percent** must also include a description of how the actions are the most effective use of the funds to meet the district's goals for its unduplicated pupils in the state and any local priority areas. The description must provide the basis for this determination, including any alternatives considered, supporting research, experience, or educational theory.

Actions provided on a **Schoolwide** basis for **schools with less than 40 percent enrollment of unduplicated pupils** must also include a description of how these actions are the most effective use of the funds to meet the district's goals for its unduplicated pupils in the state and any local priority areas. The description must provide the basis for this determination, including any alternatives considered, supporting research, experience, or educational theory.

Requirements and Instructions

Complete the tables as follows:

- Specify the amount of LCFF supplemental and concentration grant funds the LEA estimates it will receive in the coming year based on the number and concentration of foster youth, English learner, and low-income students. This amount includes the Additional 15 percent LCFF Concentration Grant.

Projected Additional 15 percent LCFF Concentration Grant

- Specify the amount of additional LCFF concentration grant add-on funding, as described in *EC* Section 42238.02, that the LEA estimates it will receive in the coming year.

Projected Percentage to Increase or Improve Services for the Coming School Year

- Specify the estimated percentage by which services for unduplicated pupils must be increased or improved as compared to the services provided to all students in the LCAP year as calculated pursuant to 5 *CCR* Section 15496(a)(7).

LCFF Carryover — Percentage

- Specify the LCFF Carryover — Percentage identified in the LCFF Carryover Table. If a carryover percentage is not identified in the LCFF Carryover Table, specify a percentage of zero (0.00%).

LCFF Carryover — Dollar

- Specify the LCFF Carryover — Dollar amount identified in the LCFF Carryover Table. If a carryover amount is not identified in the LCFF Carryover Table, specify an amount of zero (\$0).

Total Percentage to Increase or Improve Services for the Coming School Year

- Add the Projected Percentage to Increase or Improve Services for the Coming School Year and the Proportional LCFF Required Carryover Percentage and specify the percentage. This is the LEA’s percentage by which services for unduplicated pupils must be increased or improved as compared to the services provided to all students in the LCAP year, as calculated pursuant to 5 *CCR* Section 15496(a)(7).

Required Descriptions:

LEA-wide and Schoolwide Actions

For each action being provided to an entire LEA or school, provide an explanation of (1) the unique identified need(s) of the unduplicated student group(s) for whom the action is principally directed, (2) how the action is designed to address the identified need(s) and why it is being provided on an LEA or schoolwide basis, and (3) the metric(s) used to measure the effectiveness of the action in improving outcomes for the unduplicated student group(s).

If the LEA has provided this required description in the Action Descriptions, state as such within the table.

Complete the table as follows:

Identified Need(s)

Provide an explanation of the unique identified need(s) of the LEA’s unduplicated student group(s) for whom the action is principally directed.

An LEA demonstrates how an action is principally directed towards an unduplicated student group(s) when the LEA explains the need(s), condition(s), or circumstance(s) of the unduplicated student group(s) identified through a needs assessment and how the action addresses them. A meaningful needs assessment includes, at a minimum, analysis of applicable student achievement data and educational partner feedback.

How the Action(s) are Designed to Address Need(s) and Why it is Provided on an LEA-wide or Schoolwide Basis

Provide an explanation of how the action as designed will address the unique identified need(s) of the LEA’s unduplicated student group(s) for whom the action is principally directed and the rationale for why the action is being provided on an LEA-wide or schoolwide basis.

- As stated above, conclusory statements that a service will help achieve an expected outcome for the goal, without an explicit connection or further explanation as to how, are not sufficient.
- Further, simply stating that an LEA has a high enrollment percentage of a specific student group or groups does not meet the increased or improved services standard because enrolling students is not the same as serving students.

Metric(s) to Monitor Effectiveness

Identify the metric(s) being used to measure the progress and effectiveness of the action(s).

Note for COEs and Charter Schools: In the case of COEs and charter schools, schoolwide and LEA-wide are considered to be synonymous.

Limited Actions

For each action being solely provided to one or more unduplicated student group(s), provide an explanation of (1) the unique identified need(s) of the unduplicated student group(s) being served, (2) how the action is designed to address the identified need(s), and (3) how the effectiveness of the action in improving outcomes for the unduplicated student group(s) will be measured.

If the LEA has provided the required descriptions in the Action Descriptions, state as such.

Complete the table as follows:

Identified Need(s)

Provide an explanation of the unique need(s) of the unduplicated student group(s) being served identified through the LEA’s needs assessment. A meaningful needs assessment includes, at a minimum, analysis of applicable student achievement data and educational partner feedback.

How the Action(s) are Designed to Address Need(s)

Provide an explanation of how the action is designed to address the unique identified need(s) of the unduplicated student group(s) being served.

Metric(s) to Monitor Effectiveness

Identify the metric(s) being used to measure the progress and effectiveness of the action(s).

For any limited action contributing to meeting the increased or improved services requirement that is associated with a Planned Percentage of Improved Services in the Contributing Summary Table rather than an expenditure of LCFF funds, describe the methodology that was used to determine the contribution of the action towards the proportional percentage, as applicable.

- For each action with an identified Planned Percentage of Improved Services, identify the goal and action number and describe the methodology that was used.
- When identifying a Planned Percentage of Improved Services, the LEA must describe the methodology that it used to determine the contribution of the action towards the proportional percentage. The percentage of improved services for an action corresponds to the amount of LCFF funding that the LEA estimates it would expend to implement the action if it were funded.
- For example, an LEA determines that there is a need to analyze data to ensure that instructional aides and expanded learning providers know what targeted supports to provide to students who are foster youth. The LEA could implement this action by hiring additional staff to collect and analyze data and to coordinate supports for students, which, based on the LEA's current pay scale, the LEA estimates would cost \$165,000. Instead, the LEA chooses to utilize a portion of existing staff time to analyze data relating to students who are foster youth. This analysis will then be shared with site principals who will use the data to coordinate services provided by instructional assistants and expanded learning providers to target support to students. In this example, the LEA would divide the estimated cost of \$165,000 by the amount of LCFF Funding identified in the Total Planned Expenditures Table and then convert the quotient to a percentage. This percentage is the Planned Percentage of Improved Services for the action.

Additional Concentration Grant Funding

A description of the plan for how the additional concentration grant add-on funding identified above will be used to increase the number of staff providing direct services to students at schools that have a high concentration (above 55 percent) of foster youth, English learners, and low-income students, as applicable.

An LEA that receives the additional concentration grant add-on described in *EC* Section 42238.02 is required to demonstrate how it is using these funds to increase the number of staff who provide direct services to students at schools with an enrollment of unduplicated students that is greater than 55 percent as compared to the number of staff who provide direct services to students at schools with an enrollment of unduplicated students that is equal to or less than 55 percent. The staff who provide direct services to students must be certificated staff and/or classified staff employed by the LEA; classified staff includes custodial staff.

Provide the following descriptions, as applicable to the LEA:

- An LEA that does not receive a concentration grant or the concentration grant add-on must indicate that a response to this prompt is not applicable.

- Identify the goal and action numbers of the actions in the LCAP that the LEA is implementing to meet the requirement to increase the number of staff who provide direct services to students at schools with an enrollment of unduplicated students that is greater than 55 percent.
- An LEA that does not have comparison schools from which to describe how it is using the concentration grant add-on funds, such as a single-school LEA or an LEA that only has schools with an enrollment of unduplicated students that is greater than 55 percent, must describe how it is using the funds to increase the number of credentialed staff, classified staff, or both, including custodial staff, who provide direct services to students at selected schools and the criteria used to determine which schools require additional staffing support.
- In the event that an additional concentration grant add-on is not sufficient to increase staff providing direct services to students at a school with an enrollment of unduplicated students that is greater than 55 percent, the LEA must describe how it is using the funds to retain staff providing direct services to students at a school with an enrollment of unduplicated students that is greater than 55 percent.

Complete the table as follows:

- Provide the staff-to-student ratio of classified staff providing direct services to students with a concentration of unduplicated students that is 55 percent or less and the staff-to-student ratio of classified staff providing direct services to students at schools with a concentration of unduplicated students that is greater than 55 percent, as applicable to the LEA.
 - The LEA may group its schools by grade span (Elementary, Middle/Junior High, and High Schools), as applicable to the LEA.
 - The staff-to-student ratio must be based on the number of full-time equivalent (FTE) staff and the number of enrolled students as counted on the first Wednesday in October of each year.
- Provide the staff-to-student ratio of certificated staff providing direct services to students at schools with a concentration of unduplicated students that is 55 percent or less and the staff-to-student ratio of certificated staff providing direct services to students at schools with a concentration of unduplicated students that is greater than 55 percent, as applicable to the LEA.
 - The LEA may group its schools by grade span (Elementary, Middle/Junior High, and High Schools), as applicable to the LEA.
 - The staff-to-student ratio must be based on the number of FTE staff and the number of enrolled students as counted on the first Wednesday in October of each year.

Action Tables

Complete the Total Planned Expenditures Table for each action in the LCAP. The information entered into this table will automatically populate the other Action Tables. Information is only entered into the Total Planned Expenditures Table, the Annual Update Table, the Contributing Actions Annual Update Table, and the LCFF Carryover Table. The word “input” has been added to column headers to aid in identifying the column(s) where information will be entered. Information is not entered on the remaining Action tables.

The following tables are required to be included as part of the LCAP adopted by the local governing board or governing body:

- Table 1: Total Planned Expenditures Table (for the coming LCAP Year)
- Table 2: Contributing Actions Table (for the coming LCAP Year)
- Table 3: Annual Update Table (for the current LCAP Year)
- Table 4: Contributing Actions Annual Update Table (for the current LCAP Year)
- Table 5: LCFF Carryover Table (for the current LCAP Year)

Note: The coming LCAP Year is the year that is being planned for, while the current LCAP year is the current year of implementation. For example, when developing the 2024–25 LCAP, 2024–25 will be the coming LCAP Year and 2023–24 will be the current LCAP Year.

Total Planned Expenditures Table

In the Total Planned Expenditures Table, input the following information for each action in the LCAP for that applicable LCAP year:

- **LCAP Year:** Identify the applicable LCAP Year.
- **1. Projected LCFF Base Grant:** Provide the total amount estimated LCFF entitlement for the coming school year, excluding the supplemental and concentration grants and the add-ons for the Targeted Instructional Improvement Block Grant program, the former Home-to-School Transportation program, and the Small School District Transportation program, pursuant to 5 CCR Section 15496(a)(8). Note that the LCFF Base Grant for purposes of the LCAP also includes the Necessary Small Schools and Economic Recovery Target allowances for school districts, and County Operations Grant for COEs.

See *EC* sections 2574 (for COEs) and 42238.02 (for school districts and charter schools), as applicable, for LCFF entitlement calculations.

- **2. Projected LCFF Supplemental and/or Concentration Grants:** Provide the total amount of LCFF supplemental and concentration grants estimated on the basis of the number and concentration of unduplicated students for the coming school year.
- **3. Projected Percentage to Increase or Improve Services for the Coming School Year:** This percentage will not be entered; it is calculated based on the Projected LCFF Base Grant and the Projected LCFF Supplemental and/or Concentration Grants, pursuant to 5 CCR Section 15496(a)(8). This is the percentage by which services for unduplicated pupils must be increased or improved as compared to the services provided to all students in the coming LCAP year.
- **LCFF Carryover — Percentage:** Specify the LCFF Carryover — Percentage identified in the LCFF Carryover Table from the prior LCAP year. If a carryover percentage is not identified in the LCFF Carryover Table, specify a percentage of zero (0.00%).
- **Total Percentage to Increase or Improve Services for the Coming School Year:** This percentage will not be entered; it is calculated based on the Projected Percentage to Increase or Improve Services for the Coming School Year and the LCFF Carryover —

Percentage. ***This is the percentage by which the LEA must increase or improve services for unduplicated pupils as compared to the services provided to all students in the coming LCAP year.***

- **Goal #:** Enter the LCAP Goal number for the action.
- **Action #:** Enter the action's number as indicated in the LCAP Goal.
- **Action Title:** Provide a title of the action.
- **Student Group(s):** Indicate the student group or groups who will be the primary beneficiary of the action by entering "All," or by entering a specific student group or groups.
- **Contributing to Increased or Improved Services?:** Type "Yes" if the action **is** included as contributing to meeting the increased or improved services requirement; OR, type "No" if the action is **not** included as contributing to meeting the increased or improved services requirement.
- If "Yes" is entered into the Contributing column, then complete the following columns:
 - **Scope:** The scope of an action may be LEA-wide (i.e., districtwide, countywide, or charterwide), schoolwide, or limited. An action that is LEA-wide in scope upgrades the entire educational program of the LEA. An action that is schoolwide in scope upgrades the entire educational program of a single school. An action that is limited in its scope is an action that serves only one or more unduplicated student groups.
 - **Unduplicated Student Group(s):** Regardless of scope, contributing actions serve one or more unduplicated student groups. Indicate one or more unduplicated student groups for whom services are being increased or improved as compared to what all students receive.
 - **Location:** Identify the location where the action will be provided. If the action is provided to all schools within the LEA, the LEA must indicate "All Schools." If the action is provided to specific schools within the LEA or specific grade spans only, the LEA must enter "Specific Schools" or "Specific Grade Spans." Identify the individual school or a subset of schools or grade spans (e.g., all high schools or grades transitional kindergarten through grade five), as appropriate.
- **Time Span:** Enter "ongoing" if the action will be implemented for an indeterminate period of time. Otherwise, indicate the span of time for which the action will be implemented. For example, an LEA might enter "1 Year," or "2 Years," or "6 Months."
- **Total Personnel:** Enter the total amount of personnel expenditures utilized to implement this action.
- **Total Non-Personnel:** This amount will be automatically calculated based on information provided in the Total Personnel column and the Total Funds column.

- **LCFF Funds:** Enter the total amount of LCFF funds utilized to implement this action, if any. LCFF funds include all funds that make up an LEA’s total LCFF target (i.e., base grant, grade span adjustment, supplemental grant, concentration grant, Targeted Instructional Improvement Block Grant, and Home-To-School Transportation).
 - **Note:** For an action to contribute towards meeting the increased or improved services requirement, it must include some measure of LCFF funding. The action may also include funding from other sources, however the extent to which an action contributes to meeting the increased or improved services requirement is based on the LCFF funding being used to implement the action.
- **Other State Funds:** Enter the total amount of Other State Funds utilized to implement this action, if any.
 - **Note:** Equity Multiplier funds must be included in the “Other State Funds” category, not in the “LCFF Funds” category. As a reminder, Equity Multiplier funds must be used to supplement, not supplant, funding provided to Equity Multiplier schoolsites for purposes of the LCFF, the ELO-P, the LCRS, and/or the CCSPP. This means that Equity Multiplier funds must not be used to replace funding that an Equity Multiplier schoolsite would otherwise receive to implement LEA-wide actions identified in the LEA’s LCAP or that an Equity Multiplier schoolsite would otherwise receive to implement provisions of the ELO-P, the LCRS, and/or the CCSPP.
- **Local Funds:** Enter the total amount of Local Funds utilized to implement this action, if any.
- **Federal Funds:** Enter the total amount of Federal Funds utilized to implement this action, if any.
- **Total Funds:** This amount is automatically calculated based on amounts entered in the previous four columns.
- **Planned Percentage of Improved Services:** For any action identified as contributing, being provided on a Limited basis to unduplicated students, and that does not have funding associated with the action, enter the planned quality improvement anticipated for the action as a percentage rounded to the nearest hundredth (0.00%). A limited action is an action that only serves foster youth, English learners, and/or low-income students.
 - As noted in the instructions for the Increased or Improved Services section, when identifying a Planned Percentage of Improved Services, the LEA must describe the methodology that it used to determine the contribution of the action towards the proportional percentage. The percentage of improved services for an action corresponds to the amount of LCFF funding that the LEA estimates it would expend to implement the action if it were funded.

For example, an LEA determines that there is a need to analyze data to ensure that instructional aides and expanded learning providers know what targeted supports to provide to students who are foster youth. The LEA could implement this action by hiring additional staff to collect and analyze data and to coordinate supports for students, which, based on the LEA’s current pay scale, the LEA estimates would cost \$165,000. Instead, the LEA chooses to utilize a portion of existing staff time to analyze data relating to students who are foster youth. This analysis will then be shared with site principals who will use the data to coordinate services provided by instructional assistants and expanded learning providers to target support to students. In this example, the LEA would divide the estimated cost of \$165,000 by the amount of LCFF Funding identified in the Data Entry Table and then convert the quotient to a percentage. This percentage is the Planned Percentage of Improved Services for the action.

Contributing Actions Table

As noted above, information will not be entered in the Contributing Actions Table; however, the ‘Contributing to Increased or Improved Services?’ column will need to be checked to ensure that only actions with a “Yes” are displaying. If actions with a “No” are displayed or if actions that are contributing are not displaying in the column, use the drop-down menu in the column header to filter only the “Yes” responses.

Annual Update Table

In the Annual Update Table, provide the following information for each action in the LCAP for the relevant LCAP year:

- **Estimated Actual Expenditures:** Enter the total estimated actual expenditures to implement this action, if any.

Contributing Actions Annual Update Table

In the Contributing Actions Annual Update Table, check the ‘Contributing to Increased or Improved Services?’ column to ensure that only actions with a “Yes” are displaying. If actions with a “No” are displayed or if actions that are contributing are not displaying in the column, use the drop-down menu in the column header to filter only the “Yes” responses. Provide the following information for each contributing action in the LCAP for the relevant LCAP year:

- **6. Estimated Actual LCFF Supplemental and/or Concentration Grants:** Provide the total amount of LCFF supplemental and concentration grants estimated based on the number and concentration of unduplicated students in the current school year.
- **Estimated Actual Expenditures for Contributing Actions:** Enter the total estimated actual expenditure of LCFF funds used to implement this action, if any.
- **Estimated Actual Percentage of Improved Services:** For any action identified as contributing, being provided on a Limited basis only to unduplicated students, and that does not have funding associated with the action, enter the total estimated actual quality improvement anticipated for the action as a percentage rounded to the nearest hundredth (0.00%).
 - Building on the example provided above for calculating the Planned Percentage of Improved Services, the LEA in the example implements the action. As part of the annual update process, the LEA reviews implementation and student outcome data and determines that the action was implemented with fidelity and that outcomes for foster youth students improved. The LEA reviews the original estimated cost for the action and determines that had it hired additional staff to collect and analyze data and to coordinate supports for students that estimated actual cost would have been \$169,500 due to a cost of living adjustment. The LEA would divide the estimated actual cost of \$169,500 by the amount of LCFF Funding identified in the Data Entry Table and then convert the quotient to a percentage. This percentage is the Estimated Actual Percentage of Improved Services for the action.

LCFF Carryover Table

- **9. Estimated Actual LCFF Base Grant:** Provide the total amount of estimated LCFF Target Entitlement for the current school year, excluding the supplemental and concentration grants and the add-ons for the Targeted Instructional Improvement Block Grant program,

the former Home-to-School Transportation program, and the Small School District Transportation program, pursuant to 5 CCR Section 15496(a)(8). Note that the LCFF Base Grant for purposes of the LCAP also includes the Necessary Small Schools and Economic Recovery Target allowances for school districts, and County Operations Grant for COEs. See EC sections 2574 (for COEs) and 42238.02 (for school districts and charter schools), as applicable, for LCFF entitlement calculations.

- **10. Total Percentage to Increase or Improve Services for the Current School Year:** This percentage will not be entered. The percentage is calculated based on the amounts of the Estimated Actual LCFF Base Grant (9) and the Estimated Actual LCFF Supplemental and/or Concentration Grants (6), pursuant to 5 CCR Section 15496(a)(8), plus the LCFF Carryover – Percentage from the prior year. This is the percentage by which services for unduplicated pupils must be increased or improved as compared to the services provided to all students in the current LCAP year.

Calculations in the Action Tables

To reduce the duplication of effort of LEAs, the Action Tables include functionality such as pre-population of fields and cells based on the information provided in the Data Entry Table, the Annual Update Summary Table, and the Contributing Actions Table. For transparency, the functionality and calculations used are provided below.

Contributing Actions Table

- **4. Total Planned Contributing Expenditures (LCFF Funds)**
 - This amount is the total of the Planned Expenditures for Contributing Actions (LCFF Funds) column.
- **5. Total Planned Percentage of Improved Services**
 - This percentage is the total of the Planned Percentage of Improved Services column.
- **Planned Percentage to Increase or Improve Services for the coming school year (4 divided by 1, plus 5)**
 - This percentage is calculated by dividing the Total Planned Contributing Expenditures (4) by the Projected LCFF Base Grant (1), converting the quotient to a percentage, and adding it to the Total Planned Percentage of Improved Services (5).

Contributing Actions Annual Update Table

Pursuant to EC Section 42238.07(c)(2), if the Total Planned Contributing Expenditures (4) is less than the Estimated Actual LCFF Supplemental and Concentration Grants (6), the LEA is required to calculate the difference between the Total Planned Percentage of Improved Services (5) and the Total Estimated Actual Percentage of Improved Services (7). If the Total Planned Contributing Expenditures (4) is equal to or greater than the Estimated Actual LCFF Supplemental and Concentration Grants (6), the Difference Between Planned and Estimated Actual Percentage of Improved Services will display “Not Required.”

- **6. Estimated Actual LCFF Supplemental and Concentration Grants**

- This is the total amount of LCFF supplemental and concentration grants the LEA estimates it will actually receive based on the number and concentration of unduplicated students in the current school year.
- **4. Total Planned Contributing Expenditures (LCFF Funds)**
 - This amount is the total of the Last Year's Planned Expenditures for Contributing Actions (LCFF Funds).
- **7. Total Estimated Actual Expenditures for Contributing Actions**
 - This amount is the total of the Estimated Actual Expenditures for Contributing Actions (LCFF Funds).
- **Difference Between Planned and Estimated Actual Expenditures for Contributing Actions (Subtract 7 from 4)**
 - This amount is the Total Estimated Actual Expenditures for Contributing Actions (7) subtracted from the Total Planned Contributing Expenditures (4).
- **5. Total Planned Percentage of Improved Services (%)**
 - This amount is the total of the Planned Percentage of Improved Services column.
- **8. Total Estimated Actual Percentage of Improved Services (%)**
 - This amount is the total of the Estimated Actual Percentage of Improved Services column.
- **Difference Between Planned and Estimated Actual Percentage of Improved Services (Subtract 5 from 8)**
 - This amount is the Total Planned Percentage of Improved Services (5) subtracted from the Total Estimated Actual Percentage of Improved Services (8).

LCFF Carryover Table

- **10. Total Percentage to Increase or Improve Services for the Current School Year (6 divided by 9 plus Carryover %)**
 - This percentage is the Estimated Actual LCFF Supplemental and/or Concentration Grants (6) divided by the Estimated Actual LCFF Base Grant (9) plus the LCFF Carryover – Percentage from the prior year.
- **11. Estimated Actual Percentage of Increased or Improved Services (7 divided by 9, plus 8)**
 - This percentage is the Total Estimated Actual Expenditures for Contributing Actions (7) divided by the LCFF Funding (9), then converting the quotient to a percentage and adding the Total Estimated Actual Percentage of Improved Services (8).
- **12. LCFF Carryover — Dollar Amount LCFF Carryover (Subtract 11 from 10 and multiply by 9)**

- If the Estimated Actual Percentage of Increased or Improved Services (11) is less than the Estimated Actual Percentage to Increase or Improve Services (10), the LEA is required to carry over LCFF funds.

The amount of LCFF funds is calculated by subtracting the Estimated Actual Percentage to Increase or Improve Services (11) from the Estimated Actual Percentage of Increased or Improved Services (10) and then multiplying by the Estimated Actual LCFF Base Grant (9). This amount is the amount of LCFF funds that is required to be carried over to the coming year.

- **13. LCFF Carryover — Percentage (12 divided by 9)**

- This percentage is the unmet portion of the Percentage to Increase or Improve Services that the LEA must carry over into the coming LCAP year. The percentage is calculated by dividing the LCFF Carryover (12) by the LCFF Funding (9).

California Department of Education
November 2024